

# Investigate & Create

Green-Schools Travel



Take a closer look at your routes to school and work together to communicate your findings through the '**Investigate and Create**' activity. This activity is divided into two parts:

## a) Investigate

Students are first invited to **investigate** what they hear, see and feel on the way to school.



## b) Create

Students then discuss their findings and reach an agreement what they can **create** to best represent their findings i.e. video, poster or whatever works!



# Investigate

The **investigators** (the walkers and wheelers) are given a sheet with prompts to record what they see, hear, feel on their way to school.

## Objective

- Capture students experiences and observations walking to school
- Promote the benefits of walking to school
- Supporting students voices

## Activity

- Discuss school journeys with students the day before the event. Ask them to think about what they see, feel on the way to school.
- Provide students with the 'Investigator' worksheet to review and consider when they walk to school the next morning. Two versions are available (Junior Primary, Senior Primary)
- Ask students to fill out the worksheet as they go or when they arrive.
- Discuss as a group their experience walking to school. Did they discover anything new?



# Investigate Worksheet

## Junior Primary

Name: \_\_\_\_\_

Class: \_\_\_\_\_



How did you **travel** to school?  I walked all the way  I Walked some of the way (Park & Stride)



List or draw three things you **saw** on the way to school



List or draw three things you **heard** on the way to school



What did you **like** the most

Fill in on the emoji face how you **felt** after your walk .



# Investigate Worksheet

## Senior Primary

Name: \_\_\_\_\_ Class: \_\_\_\_\_



Use this worksheet to record your findings

### How did you **travel** to school

Walked all the way  Park & Stride



### List three things you **saw** on the way to school


### List three things you **heard** on the way to school


### Did you **discover** anything **NEW** that you had not seen before?

--

Score your walk from 1-5 using the table below:

	1	2	3	4	5	
Safe Crossing						No Safe Crossing
Good Driver behaviour						Bad Driver behaviour
No Litter						Litter
Natural						Lots of Cars

What was the **BEST** part of your walk?

--



Fill in on the emoji face how you **felt** after your walk .

# Create

All students work together to create a visual representation of findings

## Objective

- Collaborate, plan and design a way to communicate findings
- Share your classes walk to school experience with each other, the wider community
- Champion positive aspects of routes to school

## Activity

- Discuss what students noted/observed about their routes – work in teams or as a class discussion. An optional 'Create – Group Work' worksheet is available for Senior Primary to support this process.
- Ask students to come up with a creative way to illustrate the walk to school experience. This could be creative writing, a poster collage or even a video.

### Creative ideas

It is up to you how you wish to present your findings. For example

- Create a 'Todays News' style video report
- Photo montage of students walking to school with student voiceovers
- Draw maps of routes to school and add pictures/drawings
- Word/Drawings/Photo montage collage of findings



# Create Worksheet

## Senior Primary

Class \_\_\_\_\_

Group \_\_\_\_\_



Work in groups to discuss findings and come up with a plan

### Main Findings (summary)

### What will we do with this information?

### What were the average scores for each category?

(Hint – add up scores for each category separately and divide by the number of students who participated)

	1	2	3	4	5	
Safe Crossing						No Safe Crossing
Good Driver behaviour						Bad Driver behaviour
No Litter						Litter
Natural						Lots of Cars

### Notes

