

Design a Miniature Bicycle

Green-Schools Travel



Outline

Junk Art connects particularly well with science, especially with the skill of designing and making. It explores the properties and characteristics of materials and provides a way of thinking about recycling and other environmental issues. This activity asks students to design a miniature bicycle from recycled material and let them get creative with their interpretation of bicycle shapes. A general summary of how this links to the curriculum is provided at the end of this document

Materials

- Any recycled waste or natural materials that will enable you to create a miniature bike
- Any material that will hold your structure together (be creative)
- Miniature bicycle template to size designs (optional)
- Report card to explain your design

Activity

- Create a miniature bicycle from recycled material. Think about what every day items could represent the basic parts of a bicycle? For instance you could make wheels out of old bottle tops, top of any round food jar. For the body you could roll up old tinfoil/ newspaper or alternatively use natural materials such as twigs.
- Once you have decided on your materials and design write up a note about your miniature bicycle using the report card provided.

Notes

- There are no size limits to your miniature bicycle but if you would like some guidance there is a template attached to this lesson plan that you can use to size your miniature bicycle.
- We ask students not to use pipe cleaners or sharp materials that may cause harm.
- If you would like to share your design with us you can do so by contacting us via our website www.greenschoolsireland.org or posting to our social media (twitter, facebook, Instagram using the handle @greenschoolsire)

Miniature Bike Design Report Card

Green-Schools Travel



Fill out one report card per miniature bicycle. Outline how you planned your design and what materials you used.

About my miniature bicycle



Designers Name: _____ School: _____

Designer Class: _____ Designer Age: _____

My miniature bike is called: _____

The wheels are made from : _____

The body is made from : _____

Discuss your design i.e. are there moving parts, does it stand ?What makes it special?

About my miniature bicycle

Designers Name: _____ School: _____

Designer Class: _____ Designer Age: _____

My miniature bike is called: _____

The wheels are made from : _____

The body is made from : _____




Discuss your design i.e. are there moving parts, does it stand ?What makes it special?

Miniature Bike Size Template

Green-Schools Travel



You can use these templates to guide the size of your bicycle (optional). There are no rules to size only that you use recycled or natural materials to constructed your design.



Some Ideas

Green-Schools Travel

