

Bike Type Treasure Hunt

Green-Schools Travel

Outline

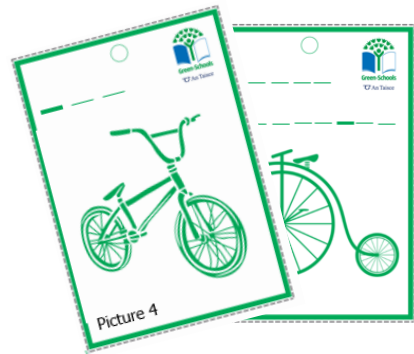
In this activity primary school students are asked to find the flashcards, name the bicycle and identify the nominated (underlined> letter. To complete this activity students must find the hidden word.

Materials


- Bike Type flash cards
- Worksheet
- Scissors and a hole puncher
- piece of string
- Laminator

How it works

1. Decide on a location for your treasure hunt. This could be in your school yard, a local park or anywhere it is safe for your students to explore.
2. Cut out and laminate the flashcards provided. They come in sets of four but if you would like them to be smaller just print to two pages. A 'punch hole' is provided at the top of each card so you can tie them up and remove them without littering.
3. Strategically place the cards in your chosen location for students to find. Don't make it too easy!
4. Divide your class into groups and provide them with the treasure hunt worksheet.
5. Allocate a set amount of time for them to find them all.



Flashcards



Worksheet – Bike Treasure Hunt
Green-Schools Travel

Name (s): _____
Class: _____
Group Name: _____

Activity 1: Treasure Hunt
Find the hidden flashcards and name the bicycle.

Number	Bike Type																			
Picture 1																				
Picture 2																				
Picture 3																				
Picture 4																				
Picture 5																				
Picture 6																				
Picture 7																				

Activity 2: Word Scramble
Once you have named each bicycle enter the highlighted letters into the box below

			C						
--	--	--	---	--	--	--	--	--	--

Unscramble the letters to find the hidden word

--	--	--	--	--	--	--	--	--	--

www.greenschoolsireland.org

Worksheet

Extension Activities

This activity could be followed by a discussion on the different types of bikes, where they might be good to cycle and why, which would be better for long journeys, for going up hills, for making tight turns and why? Which would be the most stable or unstable and why?


Bike Type Treasure Hunt - Flashcards

Green-Schools Travel

Cut out and laminate

○

Green-Schools
An Taisce



Picture 1

This flashcard features a large front wheel and a smaller rear wheel connected by a long frame. It has a seat and handlebars. The illustration is in a simple, clean style. Above the illustration are two dashed lines for writing. The Green-Schools logo and the text 'An Taisce' are in the top right corner. A small circle is in the top left corner.

○

Green-Schools
An Taisce



Picture 2

This flashcard shows a single-wheeled vehicle with a seat on a long vertical post. It has a single large wheel with spokes. The illustration is in a simple, clean style. Above the illustration is a dashed line for writing. The Green-Schools logo and the text 'An Taisce' are in the top right corner. A small circle is in the top left corner.

○

Green-Schools
An Taisce



Picture 3

This flashcard depicts a bicycle with a large rectangular cargo box attached to the back. It has a standard bicycle frame, handlebars, and a seat. The illustration is in a simple, clean style. Above the illustration are two dashed lines for writing. The Green-Schools logo and the text 'An Taisce' are in the top right corner. A small circle is in the top left corner.

○

Green-Schools
An Taisce



Picture 4

This flashcard shows a standard two-wheeled bicycle with a diamond frame, handlebars, a seat, and pedals. The illustration is in a simple, clean style. Above the illustration is a dashed line for writing. The Green-Schools logo and the text 'An Taisce' are in the top right corner. A small circle is in the top left corner.

Bike Type Treasure Hunt - Flashcards

Green-Schools Travel

Cut out and laminate

Green-Schools
An Taisce



Picture 5

Green-Schools
An Taisce



Picture 6

Green-Schools
An Taisce



Picture 7

Worksheet – Bike Treasure Hunt


Green-Schools Travel



Name (s): _____

Class: _____

Group Name: _____



Activity 1: Treasure Hunt

Find the hidden flashcards and name the bicycle.

Number	Bike Type												
Picture 1													
Picture 2													
Picture 3													
Picture 4													
Picture 5													
Picture 6													
Picture 7													

Activity 2: Word Scramble

Once you have named each bicycle enter the highlighted letters into the box below

--	--	--	--	--	--	--

Unscramble the letters to find the hidden word

--	--	--	--	--	--	--

Bike Treasure Hunt - Answers

Green-Schools Travel



Name (s): _____
 Class: _____
 Group Name: _____

Activity 1: Find the hidden flashcards and name the bicycle

Number	Bike Type													
Picture 1	P	E	N	N	Y		F	A	R	T	H	I	N	G
Picture 2	U	N	I	C	Y	C	L	E						
Picture 3	C	A	R	G	O		B	I	K	E				
Picture 4	B	M	X											
Picture 5	R	A	C	I	N	G		B	I	K	E			
Picture 6	M	O	U	N	T	A	I	N		B	I	K	E	
Picture 7	T	R	I	C	Y	C	L	E						

Activity 2: Find the hidden letters and unscramble the word

I	Y	C	B	C	E	L
---	---	---	---	---	---	---


Answer :

B	I	C	Y	C	L	E
---	---	---	---	---	---	---

Bike Type Treasure Hunt - Answers

Green-Schools Travel

Completed flashcards.



Bike Type Treasure Hunt - Answers

Green-Schools Travel



Racing Bike



Picture 5




Mountain Bike



Picture 6



Tricycle



Picture 7