

Wader Bird Calls



THE BASICS


- The bird song activities can be carried out in English or As Gailege. We will provide links to both options.
- Duration is about 40 minutes with options to extend.
- This is a really fun activity, mindfully engaging the senses by focusing on aural and observational skills.


BEFORE YOU START

You will need a working internet connection, whiteboard and speakers.

Pick 5 wading birds to focus on. You can search for examples on the Breeding Waders website [here](#), or the RSPB website [here](#) or examples As Gaeilge through Leighleat [here](#).

- | | |
|---|--|
| • <u>Curlew</u> / <u>Crotach</u> | • <u>Ringed Plover</u> / <u>Feadóg</u> |
| • <u>Lapwing</u> / <u>Pilibín</u> | <u>Chladaigh</u> |
| • <u>Redshank</u> / <u>Cosdeargán</u> | • <u>Common Sandpiper</u> / <u>Gobadán</u> |
| • <u>Snipe</u> / <u>Naoscach</u> | <u>Coiteann</u> |
| • <u>Oystercatcher</u> / <u>Roilleach</u> | • <u>Red-Necked Phalarope</u> / |
| • <u>Dunlin</u> / <u>Breacóg</u> | <u>Falaróp Gobchaol</u> |
| • <u>Golden Plover</u> / <u>Feadóg Bhuí</u> | |






THE ACTIVITY

- Go to the information page for each bird one at a time.
- Look at their pictures and discuss their colour, shape, size and distinctive features like beak, feet, tail etc.
- Read about what they eat, where they live etc.
- Listen to their call.
- After you have looked and listened to each bird, discuss the differences and similarities with their calls, appearances and behaviours.
- Next turn off the screen so the students can't see which bird you are on and play the calls again with the students listening only. Tell them which bird it is as you play the call.
- Lastly, play the calls one more time and ask the students to guess which they are hearing.
- Follow on: Repeat the activity with another 5 birds! Ask each student to pick a bird to carry out a project on.





FOLLOW ON OPTIONS

- Plan a trip to your nearest wetland and listen out for the sounds of birds. Click [here](#) to find out where your nearest wetland is located. Ask the students to be totally silent for 30 seconds at a time and just listen! Do they hear any calls? Do any sound familiar?
- Visit the Breeding Waders website to book in a workshop to learn more about different Wading Birds from the experts! Follow this link to find out more:
<https://breedingwaders.ie/education/>
- Carry out a Litter Pick around your local wetland. Pollution around wader's habitats poses a great threat to their health. Is your class interested in registering to be a Clean Coasts group? Find out more here:
<https://cleancoasts.org/register-now/>

