

# Lesson Plan: "From My Home to My World"

## Class Level: Junior & Senior Infants

Time: 40–50 minutes (can be done over two shorter sessions)

### Curriculum Links

#### SPHE:

- Strand: Myself & the Wider World
  - Strand Unit: Developing Citizenship — identify and talk about groups they belong to and recognise that they have rights and responsibilities
  - Strand Unit: My Friends & Other People — recognise and appreciate differences and similarities between people

#### Geography:

- Strand: Human Environments
  - Strand Unit: My Family & Community — explore features of the local community
  - Strand Unit: People and Places in Other Areas — develop an awareness of other places and communities in the wider world

#### Visual Arts:

- Strand: Drawing
    - Use shapes, patterns, and colour to express personal ideas
- Language (Oral & Listening):
- Develop vocabulary: home, county, country, continent, planet, global citizen
  - Engage in simple discussions about belonging and caring for the world.



### This pack contains:

Images of:

Map of Ireland

Map of Europe

World Map

Colouring page for  
'From my Home to My  
World' Activity

Song about European  
Countries

Song about Counties of  
Ireland

## Learning Objectives

By the end of the lesson, pupils will:

1. Recognise that they belong to different groups and communities (home, county, country, continent, planet).
2. Identify the names of their county, country, and continent, and understand that they are all part of the planet Earth.
3. Appreciate that people around the world live in different places but share the same planet.
4. Begin to understand that caring for people and the environment is part of being a global citizen.

## Materials Needed

- Pre-printed concentric circles template — 5 layers: My Home, My County, My Country, My Continent, My Planet. (use the easy to cut out squares!)
- Crayons, colouring pencils, markers.
- Large classroom world map or globe.
- Photos of different homes, counties, countries, continents.
- Optional: short video clip about children in different countries.

# Ireland

## The Counties of Ireland

A video to help teach the counties of Ireland to primary school children through song, using a familiar tune 'Freres Jacques'. Created by Jean McDonnell in 2015

<https://www.youtube.com/watch?v=tknrcrfceuo&t=57s>



# Lesson Plan: "From My Home to My World"



## Lesson Steps

### 1. Introduction (5–7 mins)

Show the globe or world map.

Start with a question: "Where do you live?" and take answers from children (home, street, town). Introduce the idea that our place is like a set of big circles — we start in the middle (our home) and go outwards until we reach the whole planet

Explain: "We are all part of a big family called the world. This makes us global citizens — people who care about our world and each other."

### 2. Whole-Class Activity: Expanding Our World (10 mins)

Show large concentric circle visual (on board or chart).

Fill in together:

My Home: talk about houses/apartments, family.

My County: name it and show on a map of Ireland.

My Country: show Ireland on map, flag, language.

My Continent: Europe — show other countries in Europe.

My Planet: Earth — introduce oceans, continents, life.

Discuss how each layer is bigger than the one inside it.

### 3. Individual Creative Task (15 mins)

Give each child the concentric circles sheet.

On each layer they:

Draw or colour something that represents that place (house for home, county landmark, Irish flag, map of Europe, Earth).

Teacher/assistant helps write labels for Junior Infants; Senior Infants can attempt writing words themselves.

### 4. Sharing & Discussion (5–10 mins)

Children share their finished "From My Home to My World" wheel with a partner or small group.

Prompt: "One thing I like about my home is..." and "One thing I can do to take care of our world is..."

Reinforce the idea of caring for people and the environment at all levels.

## Assessment

Teacher observation: participation in discussions, ability to name the five circles, use of new vocabulary.

Completed concentric circle artwork.

## Follow-Up / Extension

Create a class display wall of all the circles (like in your photo).

Link with a partner school (locally or internationally) to share their circle pictures.

Incorporate a short "Global Citizen's Pledge" each week (e.g., "I will be kind to people and care for the Earth").

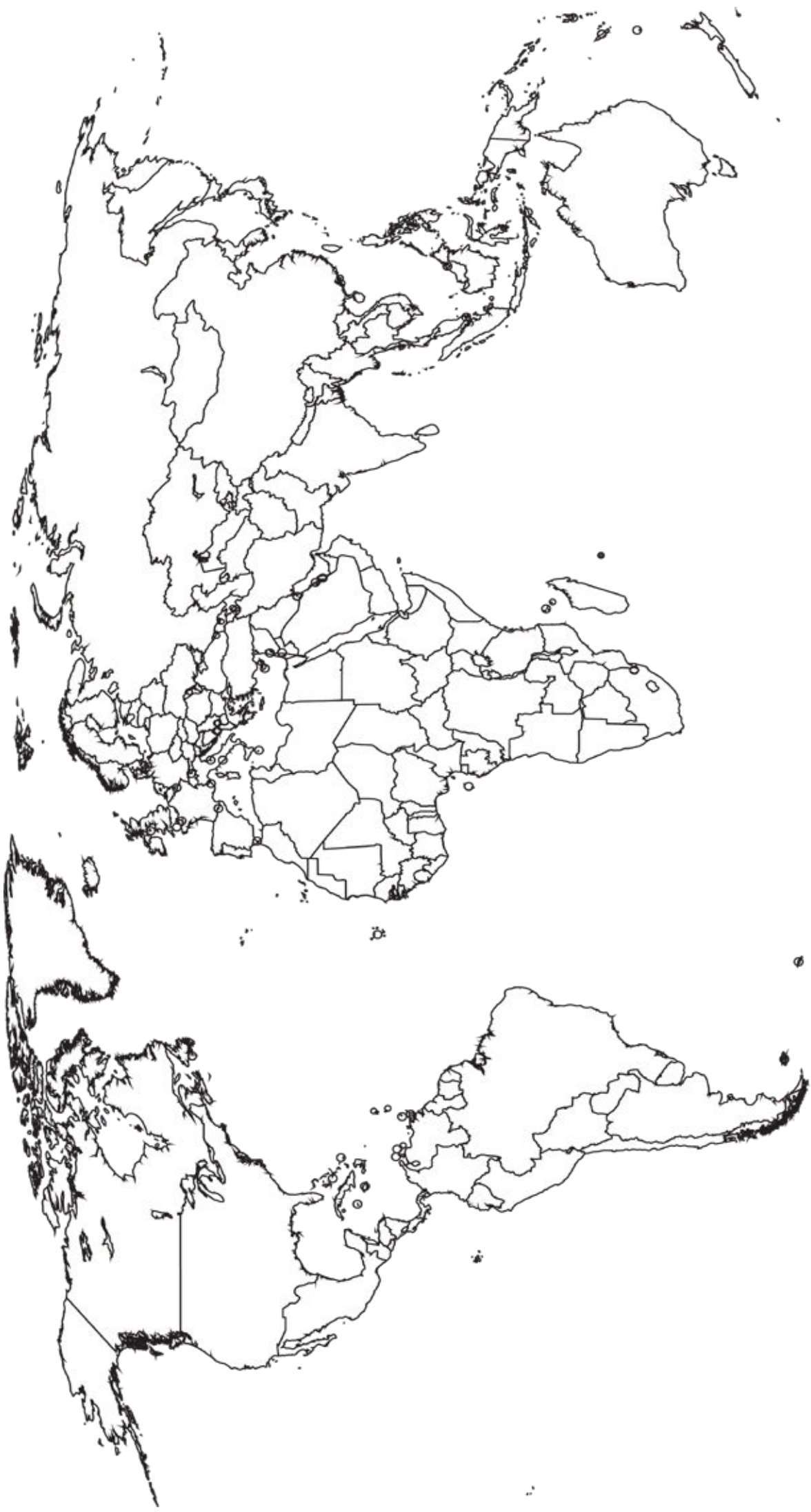
# Europe

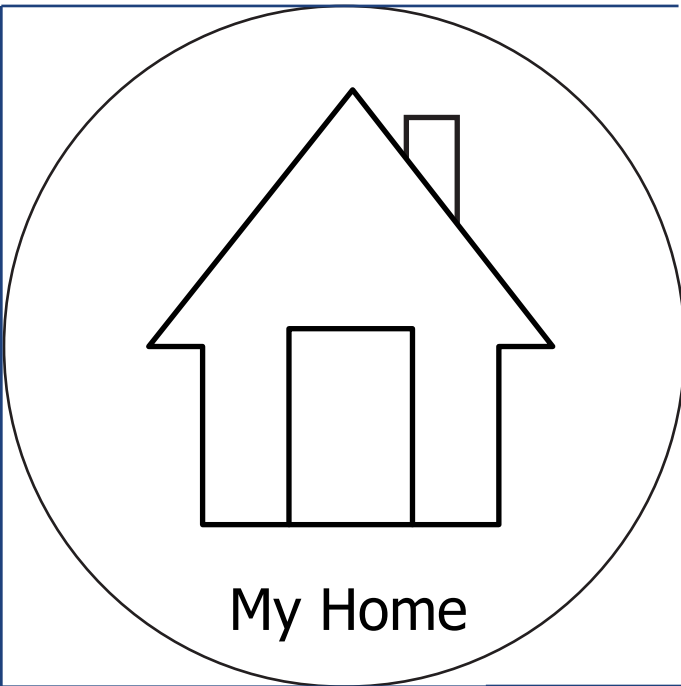
**Europe Song - Animated song for kids to help learn all the countries of Europe.**

<https://www.youtube.com/watch?v=dPRidAAJp58&t=108s>




# The World






My Home




My County



My Country



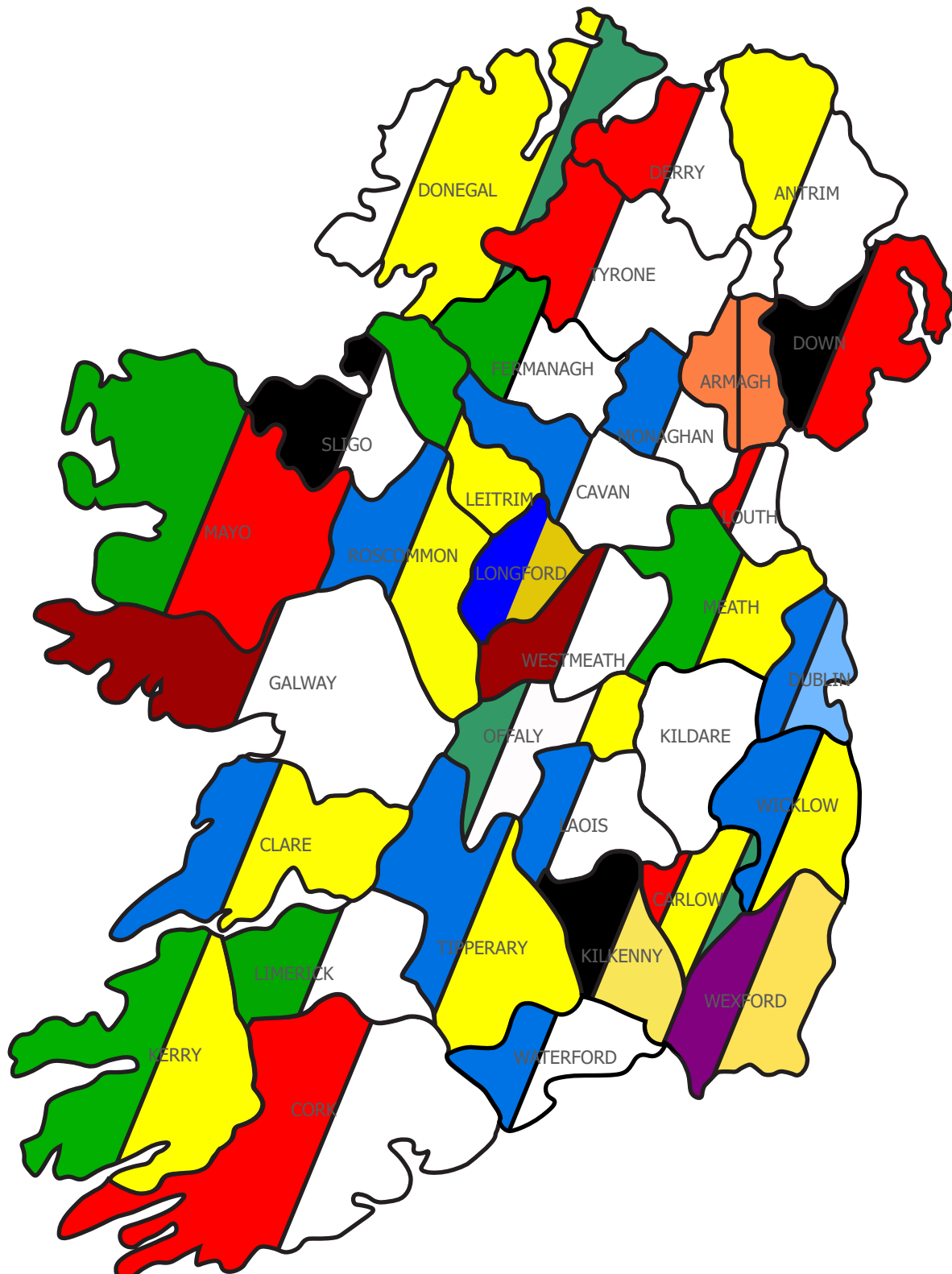


My Continent

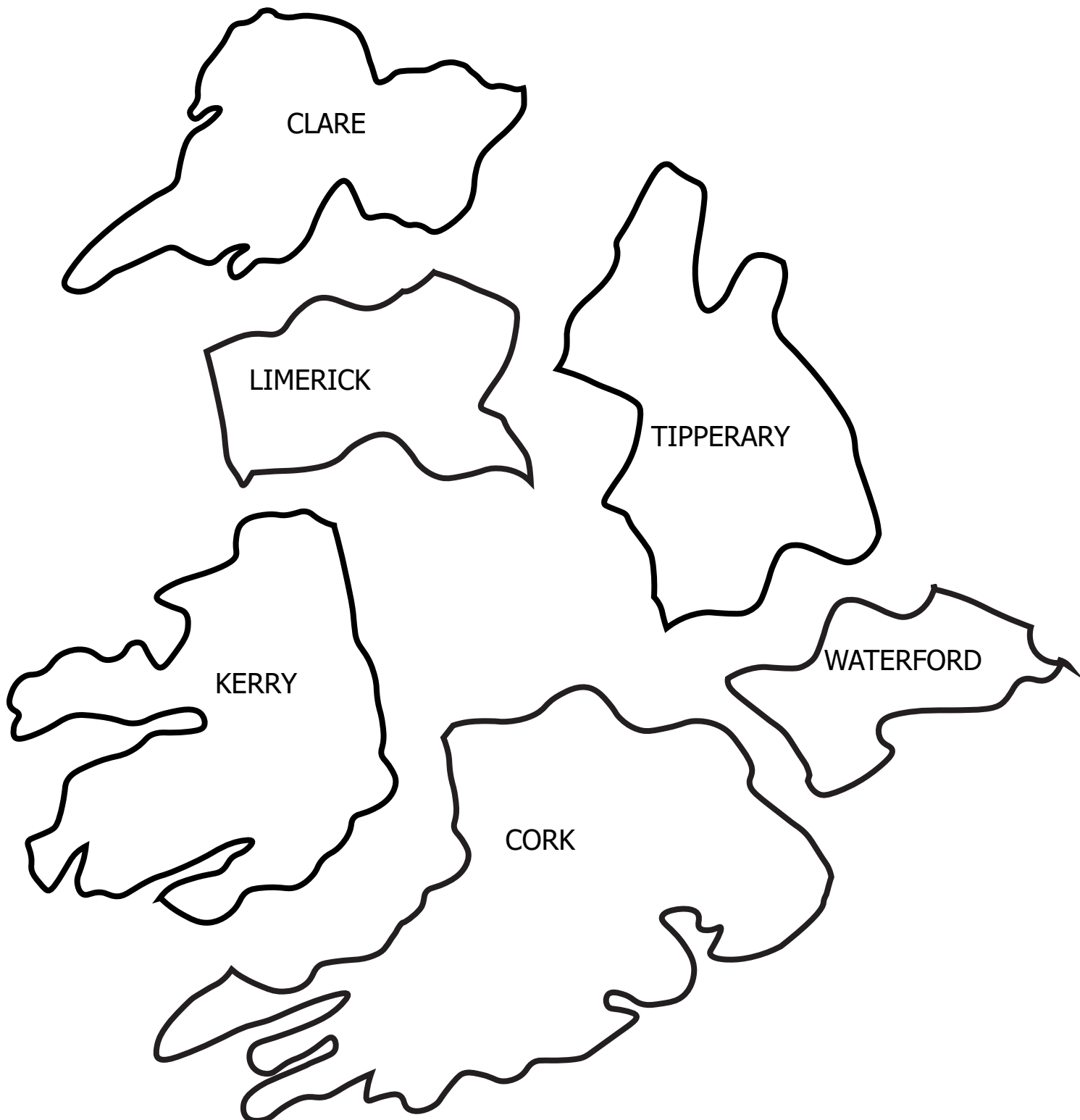
# Ireland

## The Counties of Ireland

You can show the students this map to share the county colours. The following pages has each of the counties outlined so students can colour in their own county

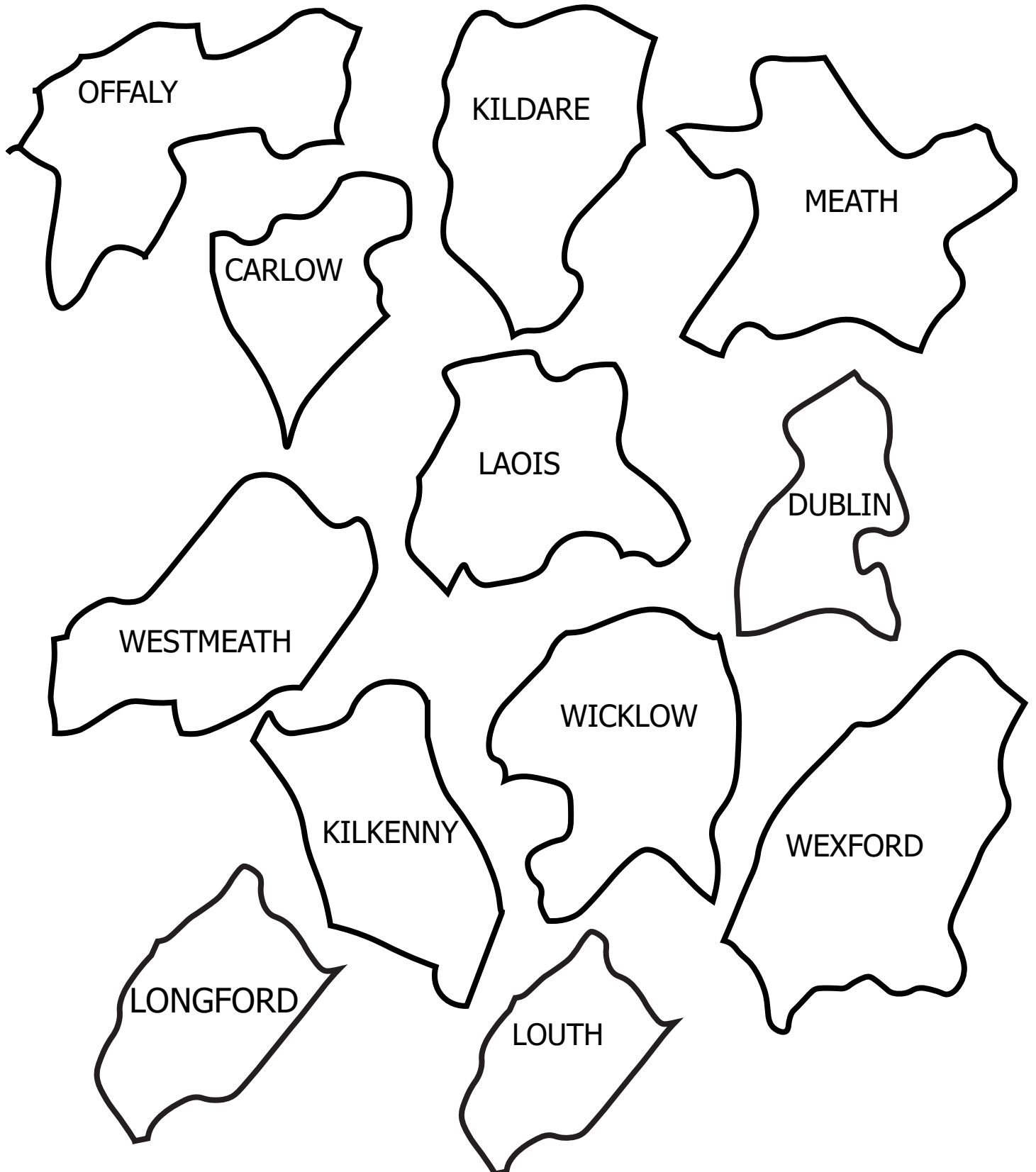


## MUNSTER



# Ireland's Counties

## LEINSTER



## CONNAUGHT

SLIGO

MAYO

GALWAY

ROSCOMMON

LEITRIM

# Ireland's Counties

## ULSTER

