

Purpose: To introduce primary school children to the concept of global citizenship, caring for people, places, and the planet, and to guide them in designing a mascot that represents those values.

Time Needed:

45–60 minutes (or split across two sessions)

Materials Needed:

- Printed or projected Child-Friendly Global Goals
- Whiteboard or flipchart
- A4 paper
- Pencils, markers, crayons

Curriculum Links:


Curriculum Area	Relevant Strand(s)	Connection to Activity
SPHE	Myself and the Wider World - Citizenship	Understanding global roles, empathy, fairness
SESE - Geography	Environmental Awareness, Human Environments	Exploring global interdependence
Visual Arts	Drawing	Designing a symbol of global values

Activity Breakdown

1. Introduction: What is a Global Citizen? (10 mins)

Class discussion: Ask questions like:

- What do you think it means to be a good citizen in your class? In your community
- Now... what might it mean to be a citizen of the whole world?
- Write these on your whiteboard / flipchart for the class to see and discuss



Show this video describing what it means to be a Global Citizen!



Explain in simple terms:

A global citizen is someone who:

- Cares about people everywhere, not just in their own town or country
- Respects all people, cultures, and beliefs
- Protects the Earth by looking after the environment
- Tries to help when there are problems, like pollution, hunger, or unfairness

2. Explore the Global Goals (10–15 mins)

Introduce the Global Goals for Sustainable Development in a child-friendly way (see further in the resource!)

Ask: Which of these goals is most important to you? Why?

3. Brainstorm: What Would a Global Citizenship Mascot Be Like? (10 mins)

Ask the class:

- What kind of character would help people and the planet?
- What would it look like? What would it stand for?
- What kind of powers or special messages would it have?

Write ideas on the board (e.g., “Kind Koala,” “Eco-Tiger,” “Peace Panda,” “Recycle Robot”)

4. Create Your Mascot! (15–20 mins)

Invite students to draw their own Mascot for the Green-Schools Global Citizenship Team. Remind them that they need to include a name for their character and what they care about / what they will do to help change the world.

- A drawing of your mascot (can be hand-drawn or digital)
 - A short description (up to 100 words) of:
 -
1. Your mascot's name
 2. What they do to help the world
 3. Which global goal(s) they care most about

Encourage creativity, mascots can be animals, people, magical creatures, robots - anything!

Wrap-Up (5 mins)

Ask students to share their mascot with a partner or the class.

Remind them:

Your mascot shows what kind of world you want to live in. And one of these amazing mascots will become the official Green Schools Global Citizenship Mascot!

Child-friendly Global Goals

1 NO POVERTY



1: No Poverty → **Everyone Has What They Need**

Description: Make sure all people have enough food, clothes, and a safe place to live.

Action: Run a school swap shop for clothes, books, or toys to help families and reduce waste.

2 ZERO HUNGER



2: Zero Hunger → **No One Goes Hungry**

Description: Help everyone have enough healthy food to eat every day.

Action: Start a school vegetable garden and share the harvest with the community or school meals programme.

3 GOOD HEALTH AND WELL-BEING



3. Good Health and Well-being → **Stay Healthy and Happy**

Description: Help people stay safe, healthy, and feel good in their bodies and minds.

Action: Organise a "Walk on Wednesdays" or "Cycle to School" day to encourage healthy travel habits.

4 QUALITY EDUCATION



4. Quality Education → **Learn and Help Others Learn**

Description: Make sure all kids get a chance to go to school and learn.

Action: Run a peer education campaign about recycling, reusing, and reducing waste in school (e.g. Litter and Waste).

5 GENDER EQUALITY



5. Gender Equality → **Boys and Girls Are Equal**

Description: Make sure boys and girls are treated the same and have the same chances.


Action: Use your Green-Schools Committee to ensure that all voices are heard equally, and share speaking roles fairly in presentations.



6. Clean Water and Sanitation → **Clean Water for Everyone**

Description: Make sure all people have clean water to drink and toilets to use.


Action: Start a team to check for dripping taps and remind classes to conserve water.



7. Affordable and Clean Energy → **Energy That's Good for the Earth**

Description: Use power that doesn't harm the planet, like sunlight and wind.

Action: Do a classroom energy audit, turn off lights, screens and radiators when not in use.



8. Decent Work and Economic Growth → **Good Jobs for Everyone**

Description: Help make sure people can work in safe jobs and earn enough money.

Action: Host a careers talk featuring local green jobs (e.g., recycling, renewable energy, biodiversity).



9: Industry, Innovation, and Infrastructure → **Build a Better World**

Description: Create things like roads, schools, and inventions that help everyone.

Action: Design a safe, walkable route to school map for younger students or parents.



10: Reduced Inequalities → **Be Fair to Everyone**

Description: Make sure everyone is treated fairly, no matter who they are.

Action: Pair with another school to share your Green-Schools projects and learn from each other.



11: Sustainable Cities and Communities → **Safe and Happy Places to Live**

Description: Make towns and cities nice places where everyone can live safely.

Action: Advocate for a zebra crossing or safe bike path near your school.



12: Responsible Consumption and Production → **Use Wisely, Waste Less**

Description: Don't waste food or things we use — reuse and recycle instead!

Action: Create a "Waste-Free Wednesday" lunch challenge in school.



13: Climate Action → **Protect the Earth**

Description: Help stop climate change by taking care of our planet.

Action: Organise a "Low Carbon Day" with no cars and minimum electricity use.



14: Life Below Water → **Keep Oceans and Rivers Clean**

Description: Take care of fish and all the animals that live in water.

Action: Take part in a beach or river clean-up and share findings with your Green-Schools noticeboard.



15: Life on Land → **Care for Plants and Animals**

Description: Help protect forests, animals, and all nature.

Action: Build a bug hotel or plant wildflowers to support Irish pollinators.



16: Peace, Justice and Strong Institutions → **Be Kind and Fair**

Description: Help everyone live in peace and follow fair rules.

Action: Start a “Kindness Club” that promotes fair play and peaceful conflict resolution.




17: Partnerships for the Goals → **Work Together to Make a Difference**

Description: People around the world need to team up to help each other.

Action: Partner with another local school, community group, or tidy towns committee on a joint sustainability project.

We hope that these child-friendly descriptions of the Global Goals help make them more accessible, relatable, and easy to explore in your classroom. Our aim is to support you in bringing global citizenship education to life in a meaningful way for your students.



Print the Child Friendly Global Goals poster on the next page for your classroom to help your students learn more about the Global Goals and recognise the symbols!



Goals for a Better World



Make sure all people have enough food, clothes, and a safe place to live.



Help everyone have enough healthy food to eat every day.



Help people stay safe, healthy, and feel good in their bodies and minds.



Make sure all kids get a chance to go to school and learn.



Make sure boys and girls are treated the same and have the same chances.



Make sure all people have clean water to drink and toilets to use.



Use power that doesn't harm the planet, like sunlight and wind.



Help make sure people can work in safe jobs and earn enough money.



Create things like roads, schools, and inventions that help everyone.



Make sure everyone is treated fairly, no matter who they are.



Make towns and cities nice places where everyone can live safely.



Don't waste food or things we use — reuse and recycle instead!



Help stop climate change by taking care of our planet.



Take care of fish and all the animals that live in water.



Help protect forests, animals, and all nature.



Help everyone live in peace and follow fair rules.



People around the world need to team up to help each other.