



Global Goal 1: No Poverty

Welcome to Global Goals Week 2024! We can't wait to meet you all each day from 10am - 11am GMT.

Below is a brief idea of what we will be covering throughout the week.



Day 1 The Global Goals



Day 2 Goal 2: Clean Water and Sanitation



Day 3 Goal 15: Life on Land



Day 4 Goal 1: Poverty



Day 5 Goal 17: Partnerships for the Goals

End poverty in all its forms everywhere.

Eradicating poverty is not a task of charity, it's an act of justice and the key to unlocking an enormous human potential. Still, nearly half of the world's population lives in poverty, and lack of food and clean water is killing thousands every single day of the year. Together, we can feed the hungry, wipe out disease and give everyone in the world a chance to prosper and live a productive and rich life.



Ryan from Kenya shared an amazing artist called Wesley Osoro.

Wesley Osoro is a talented young artist from Kibera, one of Nairobi's vibrant communities in Kenya. Once a football player, Wesley discovered his passion for art when he joined the Uweza art program. Today, he uses his creativity to raise awareness about important issues—especially education and poverty.

Through colourful murals and inspiring paintings, Wesley shares stories about the challenges many face in his community. His art speaks about the importance of learning and the need to overcome poverty, showing that every person has the power to make a difference. By selling his artwork, Wesley not only expresses his ideas but also helps pay for his own education. His journey teaches us that creativity can be a powerful tool for change.




Source: **Wesley Osoro** (Instagram)

Activity: Create your own Art for Change


1. Choose an important issue in your community.
2. Create a drawing that shows your idea to make a difference.
3. Write one or two sentences about what your art means and how it can help your community.
4. Share your artwork with friends or family and talk about ways to create positive change.

Remember, your creativity matters—just like Wesley's, it can make the world a better place!


Create a drawing that shows your idea to make a difference in the box below.

A large, empty rounded rectangular box with a thin black border, intended for a student to draw their idea for making a difference in their community.


Describe what your art means and how it can help your community.

A large, empty speech bubble shape with a thin black border, intended for a student to write a description of their art and its impact on the community.


Danson asked us '**How can education help reduce poverty?**' Here are your answers!




Education gets you a better job so you get money and then you can buy a house!




Education can lead to employment!



Education makes a difference in attitudes!




You could get a better paid job to pay for your family




It helps us learn new skills!


Danson asked us '**If you were the president, what measures can you take to reduce poverty?**'. Here are your answers!




Reduce inflation and set up more organisations to help the poor




Reduce price on essentials



Build more affordable housing!




School meals for everyone!



Make education free to all!

Activity: If you were the President...

If you were the President of your country. What would you say in your first speech to let your country know that you will be making the world a more equal place. Write it in the speech bubble!



Tackling Poverty in South Africa

Ryan and Danson both highlighted that about 36% of Kenyans live below the national poverty line, meaning over 20 million people struggle to meet their basic needs. This persistent challenge highlights the urgent need for sustainable development initiatives that improve access to food, clean water, education, and healthcare.

At Shea O'Connor Combined School in South Africa, students are showing us a brilliant way to fight poverty and hunger.



They grow their own food organically in school gardens

Carefully harvesting fruits and vegetables without harmful chemicals.



Then, they sell their produce to Spar in their local town!



This creative approach not only generates income for the school and community but also improves food security and promotes responsible consumption.

By taking on poverty with innovative ideas like organic farming, the school is also helping achieve other important goals such as reducing hunger, protecting the environment, and educating young people on sustainable practices. This shows that when we work to tackle poverty, we create a ripple effect that supports many other global goals.



Remember we talked about linking Goals on Monday? Here are some Goals that we think this project can link with!

The students in Shea O'Connor Combined School in South Africa showed us an amazing video about their work to protect and conserve our environment, using innovative and organic methods. Here is how you can make some of these things at home!

Worm Tea Fertilizer



The students in Shea O Connor Combined School, South Africa showed us the incredible initiatives that they were undertaking in their school to take action on climate change and promote environmental sustainability. They mentioned that they make worm tea to use as fertilizer on their crops.

Worm tea is a gardener's secret weapon known mostly for its ability to boost microbiological activity in soil by adding bacteria, fungi, actinomycetes, and protozoa to the soil! Learn how to make [Worm Tea here](#).

Pest-Control Management Spray

1 tbsp Birdseye chilli
1 tbsp Garlic
1 tbsp Neem power (optional)
Strong scented herbs / weeds
500ml boiling water
1tsp soap
Oil

Mix together and spray on your plants to keep away bugs and unwanted creatures!



Eco Bricks

The amazing students in South Africa also told us about Eco Bricks. Eco bricks help reduce plastic waste by using it as a building material instead of sending it to landfills or polluting the environment. This helps to reduce the amount of plastic that ends up in oceans and other natural environments, which can be harmful to wildlife and ecosystems. Learn how to make your own [Eco-Brick here](#).

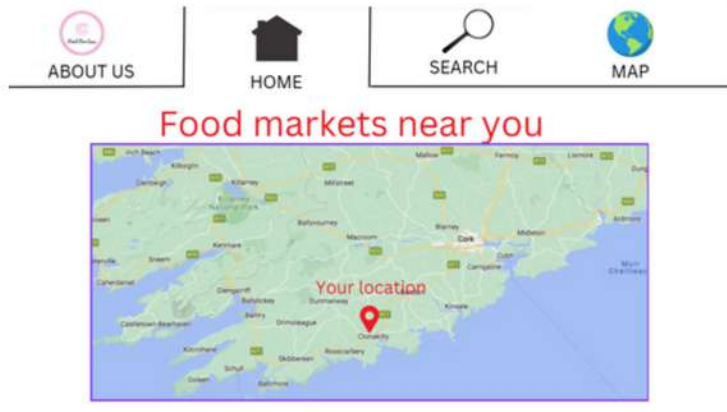
Tippy Tap

Today, Shea O'Connor Combined School showcased the Tippy Tap they built—a simple, hands-free handwashing station that helps conserve water and promote hygiene! [Learn how to make your own Tippy Tap here](#). You can also [watch a video here](#) that shows you how to make one!

Tackling Poverty in Ireland

The girls from St. Joseph's National School in Clonakilty presented to us all on poverty in Ireland. They also showcased some of their own amazing ideas and solutions to tackle things like poverty, hunger, loneliness, responsible consumption and more!

Here are some of their ideas! What do you think?



This is '**Food for Less**' a website dedicated to making food available to those who can't afford to buy it.

Imagine if this was a reality and people who couldn't afford to buy food could access it through this website! Wow!



This is **Homes for All** in which small studio beds with onsite support staff are made available for homeless people.

Wow...imagine a world where everyone had a safe place to live!



This is the '**Care Box**' in which those in need receive one weekly. They include every day essentials such as sanitary products, food and comfort items.

Imagine if everyone had equal access to every day necessities! It would improve health too!

