


Global Goals Web Of Life



Materials:

1 Ball of string (at least 20m long)

Activity Cards: each card representing 1 of the Global Goals, with an image on one side and basic information on the other.

Global Goals Web Of Life



Participants stand in a circle, facing inward. Each participant is given an SDG Card to hold. Explain that they are going to explore how all the SDG's are interrelating and linked like a web. One participant holds the ball of string in their hand. Keeping hold of the end of the string the participant passes the ball to another participant of their choice, while making a statement about the relationship between the two goals.

EG: SDG 5 gender equality is linked with SDG 6 Clean Water & Sanitation – In many countries around the world women and girls miss out on school or work to make a daily trip of up to 6km for fresh water...

Both participants now have a hold of the string highlighting the link with a straight line of string between the two of them. Keeping a hold of their end of the string the 2nd participant now selects a 3rd, in the same manner.

EG: SDG 6 is linked with Goal 12 Responsible Consumption and production – we have a finite amount of accessible fresh water in the world, and we still use large amounts in agriculture and production when alternatives exist...

At this stage 2 participant are holding the string while the 3rd holds the ball...

The activity continues like this with the ball of string being passes around the group from participant to participant with each participant holding a section of string after making their statement.

Some participant may end up with lots of sections of string
EG: SDG 13 Climate Action.

Soon the web of string will be created! The SDG web of life.

Ask participant some questions to explore the links: what does the string look like now? What does this tell us about the SDGs being connected?

Gently push on the web to demo the strength of the connections. Demonstrate how easy it is to disrupt the different goals by having one participant drop a section string (or pull it down towards the ground). Other participants linked to them will feel the difference. Discuss with the group the implications....

1 NO POVERTY



1 NO POVERTY



END POVERTY IN ALL ITS FORMS EVERYWHERE



IF CURRENT TRENDS CONTINUE,

BY 2030

575 MILLION PEOPLE WILL STILL BE LIVING IN EXTREME POVERTY

ONLY ONE THIRD OF COUNTRIES WILL HAVE HALVED THEIR NATIONAL POVERTY LEVELS

IN RESPONSE TO THE COST-OF-LIVING CRISIS,



105 COUNTRIES ANNOUNCED ALMOST 350 SOCIAL PROTECTION MEASURES IN THE PAST

12 MONTHS

(FEB. 2022 - FEB. 2023)

MANY OF THE

WORLD'S VULNERABLE POPULATION REMAIN UNCOVERED BY SOCIAL PROTECTION

IN LOW-INCOME COUNTRIES, ONLY



OF CHILDREN



OF VULNERABLE PEOPLE



OF OLDER PERSONS

RECEIVED SOCIAL PROTECTION CASH BENEFITS

(2020)

LDCs, SIDS AND LLDCs FACE HIGHER VULNERABILITY TO DISASTERS

AVERAGE ANNUAL NUMBER OF DEATHS OR MISSING PERSONS PER 100,000 POPULATION (2012-2021)



WORLDWIDE, COUNTRIES HAVE INCREASED GOVERNMENT SPENDING ON ESSENTIAL SERVICES (EDUCATION, HEALTH AND SOCIAL PROTECTION) SINCE 2015

2015

47%

2021

53%



2

ZERO
HUNGER



2 ZERO HUNGER



END HUNGER, ACHIEVE FOOD SECURITY AND IMPROVED NUTRITION AND PROMOTE SUSTAINABLE AGRICULTURE

ZERO HUNGER GOAL

AT RISK

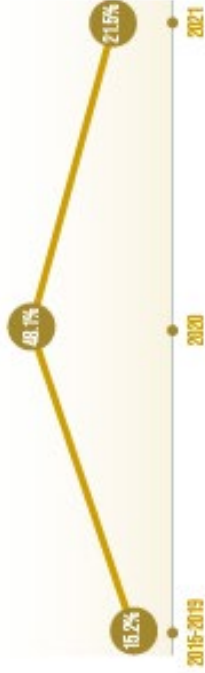


MORE THAN **600 MILLION** PEOPLE WORLDWIDE ARE PROJECTED TO **FACE HUNGER IN 2030**

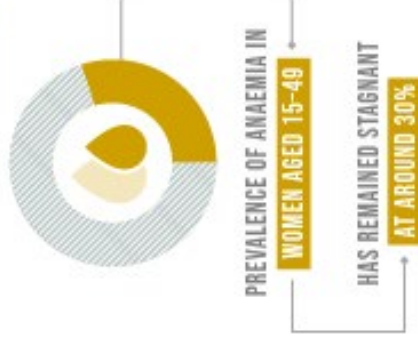
DESPITE DROPPING IN 2021,

HIGH FOOD PRICES CONTINUE TO PLAGUE MANY NATIONS

SHARE OF COUNTRIES EXPERIENCING MODERATELY TO ABNORMALLY HIGH FOOD PRICES:



LITTLE TO NO PROGRESS HAS BEEN MADE IN REDUCING ANAEMIA WORLDWIDE SINCE 2000



1 IN 3 PEOPLE



WORLDWIDE STRUGGLE WITH MODERATE TO SEVERE **FOOD INSECURITY**

MALNUTRITION PERSISTS WORLDWIDE, JEOPARDIZING CHILDREN'S **WELL-BEING AND FUTURE DEVELOPMENT**

CHILDREN UNDER AGE-5 AFFECTED BY: [2022]



148 MILLION



45 MILLION



37 MILLION



3

**GOOD HEALTH
AND WELL-BEING**



3 GOOD HEALTH AND WELL-BEING



ENSURE HEALTHY LIVES AND PROMOTE WELL-BEING FOR ALL AT ALL AGES

NOTABLE STRIDES HAVE BEEN MADE TOWARDS IMPROVING GLOBAL HEALTH OUTCOMES



146 OUT OF 200
COUNTRIES OR AREAS HAVE ALREADY MET OR ARE ON TRACK TO MEET THE UNDER-5 MORTALITY TARGET



EFFECTIVE HIV TREATMENT HAS CUT GLOBAL AIDS-RELATED DEATHS BY **52% SINCE 2010**



AT LEAST ONE NEGLECTED TROPICAL DISEASE HAS BEEN ELIMINATED IN **47 COUNTRIES**



25 MILLION CHILDREN
MISSED OUT ON IMPORTANT ROUTINE IMMUNIZATIONS **IN 2021**

6 MILLION MORE
THAN IN 2019



MALARIA CASES HAVE SURGED WORLDWIDE

MALARIA CASES (MILLIONS)



OUT-OF-POCKET PAYMENTS
FOR HEALTH PUSHED OR FURTHER PUSHED



381
MILLION PEOPLE
(4.9% OF POPULATION)

INTO EXTREME POVERTY



A WOMAN DIES EVERY **TWO MINUTES**
FROM PREVENTABLE CAUSES RELATED TO PREGNANCY AND CHILD BIRTH
(2020)

4 QUALITY EDUCATION



4
QUALITY
EDUCATION



ENSURE INCLUSIVE AND EQUITABLE QUALITY EDUCATION AND PROMOTE LIFELONG LEARNING OPPORTUNITIES FOR ALL

DESPITE SLOW PROGRESS,

THE WORLD IS FALLING FAR BEHIND IN ACHIEVING QUALITY EDUCATION

WITHOUT ADDITIONAL MEASURES, BY 2030:



84 MILLION
CHILDREN AND YOUTH
WILL BE **OUT OF SCHOOL**



300 MILLION
STUDENTS WILL LACK
**BASIC NUMERACY/LITERACY
SKILLS**



ONLY 1 IN 6
COUNTRIES WILL
ACHIEVE **UNIVERSAL
SECONDARY SCHOOL
COMPLETION TARGET**



THE PANDEMIC

CAUSED
LEARNING
LOSSES
IN **4 in 5** OF
104 COUNTRIES
STUDIED



PRIMARY AND SECONDARY SCHOOL COMPLETION RATES ARE **RIISING**, BUT THE PACE IS SLOW AND UNEVEN



LOW- AND LOWER-
MIDDLE-INCOME COUNTRIES
FACE A NEARLY

\$100 BILLION

ANNUAL
FINANCING GAP
TO REACH THEIR
EDUCATION TARGETS

5

**GENDER
EQUALITY**



5
GENDER
EQUALITY



ACHIEVE GENDER EQUALITY AND EMPOWER ALL WOMEN AND GIRLS

THE WORLD IS
NOT ON TRACK TO ACHIEVE
GENDER EQUALITY BY 2030

OUT OF GOAL 5 INDICATORS:



- "ON TRACK"
- AT A MODERATE DISTANCE
- FAR OR VERY FAR OFF TRACK

..... AT THE CURRENT RATE, IT WILL TAKE



300 YEARS
TO END CHILD
MARRIAGE



286 YEARS TO CLOSE GAPS
IN LEGAL PROTECTION AND
REMOVE DISCRIMINATORY LAWS



140 YEARS TO ACHIEVE
EQUAL REPRESENTATION IN
LEADERSHIP IN THE WORKPLACE

LEGISLATED GENDER QUOTAS
ARE **EFFECTIVE** TO ACHIEVE
EQUALITY IN POLITICS

WOMEN'S REPRESENTATION IN PARLIAMENT

(2019)



30.9%
COUNTRIES
APPLYING QUOTAS

21.2%
COUNTRIES
WITHOUT QUOTAS



NEARLY HALF OF MARRIED WOMEN
LACK DECISION-MAKING POWER
**OVER THEIR SEXUAL AND
REPRODUCTIVE HEALTH AND RIGHTS**

1 IN 5 YOUNG WOMEN

..... **ARE MARRIED**

BEFORE THEIR 18TH BIRTHDAY



6

CLEAN WATER AND SANITATION





ENSURE AVAILABILITY AND SUSTAINABLE MANAGEMENT OF WATER AND SANITATION FOR ALL



SAFE DRINKING WATER, SANITATION AND HYGIENE

STILL OUT OF REACH

FOR BILLIONS

IN 2022



2.2 BILLION PEOPLE
LACKED SAFELY
MANAGED
DRINKING WATER



3.5 BILLION PEOPLE
LACKED SAFELY
MANAGED
SANITATION



2.2 BILLION PEOPLE
LACKED BASIC
HAND WASHING
FACILITIES

TO MEET 2030 TARGETS,

PACE OF PROGRESS WILL HAVE TO ACCELERATE

6x

DRINKING WATER

5x

FOR SANITATION

3x

HYGIENE

2.4 BILLION PEOPLE

LIVE IN

WATER-STRESSED

COUNTRIES

(2020)

81% OF SPECIES

DEPENDENT ON INLAND
WETLANDS HAVE


DECLINED SINCE 1970

INTEGRATED
WATER-RESOURCES-MANAGEMENT
IMPLEMENTATION
NEEDS ACCELERATION

NUMBER OF COUNTRIES PER PROGRESS LEVEL



7 AFFORDABLE AND CLEAN ENERGY



7
AFFORDABLE AND
CLEAN ENERGY



ENSURE ACCESS TO AFFORDABLE, RELIABLE,
SUSTAINABLE AND MODERN ENERGY FOR ALL


LIGHTS OUT:

675 MILLION PEOPLE
STILL LIVE IN THE DARK

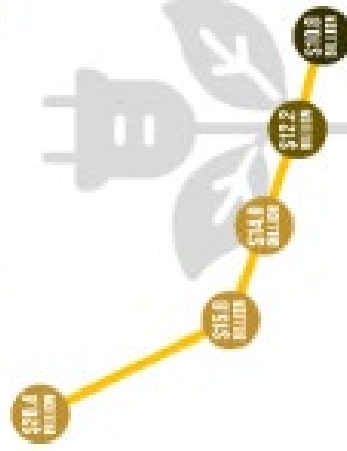


ENERGY EFFICIENCY IMPROVEMENT
MUST **MORE THAN DOUBLE** ITS PACE

ANNUAL ENERGY-INTENSITY IMPROVEMENT RATE



INTERNATIONAL PUBLIC FINANCING
FOR CLEAN ENERGY FOR DEVELOPING
COUNTRIES **CONTINUES TO DECLINE**




IF CURRENT TRENDS CONTINUE,



1 IN 4 PEOPLE WILL STILL USE UNSAFE AND
INEFFICIENT COOKING SYSTEMS BY 2030

MODERN RENEWABLES POWER NEARLY 30% OF ELECTRICITY,
BUT REMAIN LOW IN HEATING AND TRANSPORT



8


**DECENT WORK AND
ECONOMIC GROWTH**





PROMOTE SUSTAINED, INCLUSIVE AND SUSTAINABLE ECONOMIC GROWTH, FULL AND PRODUCTIVE EMPLOYMENT AND DECENT WORK FOR ALL

GLOBAL ECONOMIC RECOVERY CONTINUES, BUT ON A SLOW TRAJECTORY



2 BILLION WORKERS ARE IN PRECARIOUS INFORMAL JOBS WITHOUT SOCIAL PROTECTION (2022)

GLOBAL UNEMPLOYMENT IS EXPECTED TO FALL BELOW PRE-PANDEMIC LEVELS, BUT NOT IN LOW-INCOME COUNTRIES



1 IN 4 YOUNG PEOPLE ARE NOT IN EDUCATION, EMPLOYMENT OR TRAINING,



WITH YOUNG WOMEN MORE THAN **TWICE AS LIKELY** AS YOUNG MEN TO BE IN THIS SITUATION (2022)



DURING THE PANDEMIC, 4 IN 10 ADULTS IN LOW- AND MIDDLE-INCOME COUNTRIES **OPENED THEIR FIRST BANK ACCOUNT**

9

**INDUSTRY, INNOVATION
AND INFRASTRUCTURE**






BUILD RESILIENT INFRASTRUCTURE, PROMOTE INCLUSIVE AND SUSTAINABLE INDUSTRIALIZATION AND FOSTER INNOVATION

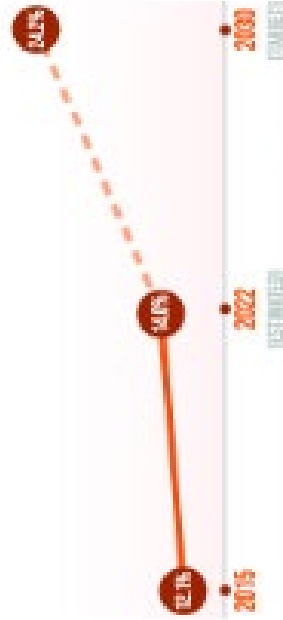
GLOBAL MANUFACTURING

GROWTH SLOWED FROM



LDCs ARE LIKELY TO MISS THEIR 2030 TARGET OF DOUBLING MANUFACTURING SHARE OF GDP

MANUFACTURING VALUE AS A SHARE OF GDP IN LDCs



82%
SUB-SAHARAN AFRICA



68%
BELGIUM

95% OF THE WORLD

HAS MOBILE BROADBAND ACCESS (3G OR HIGHER) (2022)

BUT COVERAGE IS ONLY 82% IN SUB-SAHARAN AFRICA AND 88% IN OCEANIA*

ENERGY-RELATED

CO₂ EMISSIONS

REACHED

36.8 BILLION METRIC TONS IN 2022

A RECORD HIGH




MEDIUM-HIGH AND HIGH-TECHNOLOGY INDUSTRIES EXPERIENCED

STRONG GROWTH IN 2022

BUT WITH REGIONAL VARIATION


SHARE IN TOTAL MANUFACTURING



SUB-SAHARAN AFRICA

SUB-SAHARAN AFRICA

10 REDUCED INEQUALITIES



10
Key
Indicators




REDUCE INEQUALITY WITHIN AND AMONG COUNTRIES



COVID-19 TRIGGERS THE LARGEST INCREASE
IN BETWEEN-COUNTRY INEQUALITY IN THREE DECADES,

CHANGE OF BETWEEN-COUNTRY INEQUALITY
(2019-2021)



REVERSING DECADES OF INCOME CONVERGENCE

THE INCOME DIFFERENCES
BETWEEN COUNTRIES
DECREASED BY 37%
BETWEEN 1990 AND 2018




IN 2022,
REFUGEE NUMBERS HIT A RECORD HIGH OF

34.6 MILLION


AMONG THEM WERE:

● CHILDREN: 41%



GLOBALLY,

WOMEN ARE TWICE AS LIKELY AS MEN
TO REPORT EXPERIENCING DISCRIMINATION
BASED ON THEIR SEX



THE TRAGIC LOSS OF NEARLY
7,000 LIVES ALONG MIGRATORY
ROUTES IN 2022

UNDERScores THE PRESSING NEED FOR
IMMEDIATE ACTION TO ENSURE SAFE MIGRATION

11 SUSTAINABLE CITIES AND COMMUNITIES





MAKE CITIES AND HUMAN SETTLEMENTS INCLUSIVE, SAFE, RESILIENT AND SUSTAINABLE

SLUMS ON THE RISE

1.1 BILLION URBAN RESIDENTS ARE LIVING IN SLUMS (2020)

2 BILLION MORE ARE EXPECTED IN THE NEXT 30 YEARS

GLOBALLY, ONLY **ONE IN TWO** URBAN RESIDENTS HAVE CONVENIENT ACCESS TO PUBLIC TRANSPORT (2022)

AIR POLLUTION IS NO LONGER AN EXCLUSIVELY URBAN PROBLEM

TOWNS EXPERIENCE **POORER AIR QUALITY**

THAN CITIES IN EASTERN AND SOUTH-EASTERN ASIA (2018)

IN THE DEVELOPING WORLD **1 BILLION** PEOPLE LACK ACCESS TO **ALL-WEATHER ROADS** (2022)

== GLOBALLY, ==
3 IN 4 CITIES



HAVE **LESS THAN 20%** OF THEIR AREA DEDICATED TO PUBLIC SPACES AND STREETS

MUCH LOWER THAN THE TARGET OF 45-50% (2030)

12 RESPONSIBLE CONSUMPTION AND PRODUCTION





ENSURE SUSTAINABLE CONSUMPTION AND PRODUCTION PATTERNS

HIGH-INCOME COUNTRIES LEAVE A LARGER ENVIRONMENTAL FOOTPRINT COMPARED TO LOW-INCOME COUNTRIES

MATERIAL FOOTPRINT PER CAPITA IN HIGH-INCOME COUNTRIES IS

10 TIMES

THAT OF LOW-INCOME COUNTRIES




DESPITE CALLS FOR

A PHASE-OUT

FOSSIL FUEL SUBSIDIES
RETURN AND NEARLY

DOUBLED, TRIGGERED
BY GLOBAL CRISES



ON AVERAGE,

EACH PERSON
WASTES

120
KILOGRAMS



OF FOOD PER YEAR

COMPANY

SUSTAINABILITY

REPORTING HAS TRIPLED
SINCE 2016



SUSTAINABILITY

PATHWAY

62 COUNTRIES + EU

INTRODUCED

485 POLICIES

FOR SUSTAINABLE
CONSUMPTION AND
PRODUCTION SHIFTS

100 45-20023



13 CLIMATE ACTION





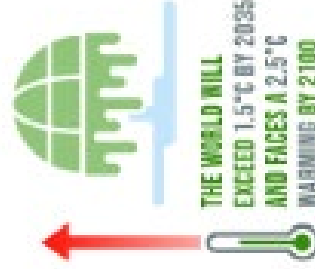
TAKE URGENT ACTION TO COMBAT CLIMATE CHANGE AND ITS IMPACTS

EARTH'S TIPPING POINT

STANDING AT THE BRINK OF CLIMATE CALAMITY



WHERE WE ARE



WHAT WE NEED



BILLIONS TO TRILLIONS:

GLOBAL CLIMATE FINANCE FLOWS REACHED AN ANNUAL AVERAGE OF \$803 BILLION IN 2019-2020

HOWEVER, DEVELOPING COUNTRIES REQUIRE NEARLY \$6 TRILLION BY 2030



THE RATE OF SEA-LEVEL RISE HAS DOUBLED IN THE LAST DECADE




HIGHLY VULNERABLE REGIONS

EXPERIENCE 15X HIGHER MORTALITY RATES FROM DISASTERS COMPARED TO VERY LOW VULNERABILITY REGIONS (1970-2000)



14 LIFE BELOW WATER





CONSERVE AND SUSTAINABLY USE THE OCEANS, SEA AND MARINE RESOURCES FOR SUSTAINABLE DEVELOPMENT

PRESERVE THE BLUE, PROTECT THE EARTH:

URGENT ACTIONS NEEDED TO SAFEGUARD

THE PLANET'S **LARGEST ECOSYSTEM**



OCEAN EMERGENCY



COASTAL EUTROPHICATION:

CAUSING ALGAL BLOOMS AND DEAD ZONES



OCEAN ACIDIFICATION:

30% HIGHER THAN IN PRE-INDUSTRIAL TIMES



OCEAN WARMING:

SEA-LEVEL RISE AND AFFECTING MARINE ECOSYSTEMS



PLASTIC POLLUTION:

17 MILLION METRIC TONS IN 2021 - 2-3X MORE BY 2040



OVER-FISHING:

MORE THAN A THIRD OF GLOBAL FISH STOCKS ARE OVERFISHED

CITIZEN SCIENCE BEACH CLEAN-UPS

SHED LIGHT ON THE MAGNITUDE OF OCEAN PLASTIC POLLUTION



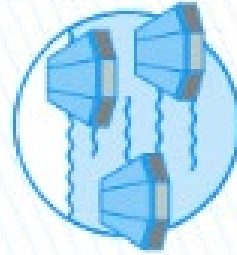
SUFFOCATING SEAS

COASTAL EUTROPHICATION TRIGGERS CRUSTACEAN MALARIES



OCEAN ACIDIFICATION


REPORTING STATIONS HAVE TRIPLED WORLDWIDE




2021: 178 STATIONS
2022: 308 STATIONS
2023: 530 STATIONS

1 IN 5 FISH CAUGHT

ORIGINATES FROM ILLEGAL, UNREPORTED AND UNREGULATED FISHING



15 LIFE ON LAND



PROTECT, RESTORE AND PROMOTE SUSTAINABLE USE OF TERRESTRIAL ECOSYSTEMS, SUSTAINABLY MANAGE FORESTS, COMBAT DESERTIFICATION, AND HALT AND REVERSE LAND DEGRADATION AND HALT BIODIVERSITY LOSS

A FUNDAMENTAL SHIFT IN HUMANITY'S RELATIONSHIP WITH NATURE IS ESSENTIAL



100 MILLION

HECTARES

OF HEALTHY AND
PRODUCTIVE LAND WAS
DEGRADED EVERY YEAR

FROM 2015-2019

EQUIVALENT TO **23** THE
SIZE OF GREENLAND



THE WORLD IS
CURRENTLY FACING THE
LARGEST SPECIES
EXTINCTION
EVENT SINCE
THE DINOSAUR AGE



PROTECTED AREA COVERAGE
OF KEY BIODIVERSITY AREAS
HAS STALLED

SINCE 2015

THE KUNNING-MONTREAL GLOBAL BIODIVERSITY FRAMEWORK

• PROVIDES RENEWED IMPETUS FOR CONSERVING TERRESTRIAL ECOSYSTEMS



OUTCOME-ORIENTED GOALS BY 2050



TARGETS BY 2030

16 PEACE, JUSTICE AND STRONG INSTITUTIONS




16

FOOD, AFFORDABLE
AND NUTRITIOUS
FOODS



PROMOTE PEACEFUL AND INCLUSIVE SOCIETIES FOR SUSTAINABLE DEVELOPMENT, PROVIDE ACCESS TO JUSTICE FOR ALL AND BUILD EFFECTIVE, ACCOUNTABLE AND INCLUSIVE INSTITUTIONS AT ALL LEVELS

STEEP RISE IN CONFLICT-RELATED CIVILIAN DEATHS



WITH AN OVER 50% SURGE IN 2022,
FUELED BY THE **WAR IN UKRAINE**

2021 SAW

THE HIGHEST NUMBER OF
INTENTIONAL HOMICIDES

IN 20 YEARS

458,000 LIVES LOST



9 IN 10 VICTIMS WERE MALE



MORE THAN

108.4 MILLION PEOPLE

HAD BEEN FORCIBLY DISPLACED
WORLDWIDE AS OF END-2022

2.5X THE NUMBER A DECADE AGO



NEARLY
200,000

TRAFFICKING VICTIMS

WERE DETECTED WORLDWIDE
BETWEEN 2017 AND 2020

BUT MANY MORE LIKELY
REMAINED **UNDETECTED**

YOUTH FACE UNDERREPRESENTATION IN POLITICS,
HINDERING THEIR PARTICIPATION IN DECISION-MAKING PROCESSES



30

GLOBAL MEDIAN AGE



51

AVERAGE AGE OF MEMBERS OF PARLIAMENT

17 PARTNERSHIPS FOR THE GOALS





STRENGTHEN THE MEANS OF IMPLEMENTATION AND REVITALIZE THE GLOBAL PARTNERSHIP FOR SUSTAINABLE DEVELOPMENT

MANY DEVELOPING COUNTRIES ARE FACING A DEBT CRISIS


AS OF NOVEMBER 2022,



37 OUT OF **69**

OF THE WORLD'S POOREST COUNTRIES
WERE IN DEBT DISTRESS OR AT HIGH RISK OF IT

THE SHARE OF EXPORTS FROM
LDCs IN GLOBAL
MERCHANDISE TRADE



HAS STAGNATED
AT AROUND **1%**

— SINCE 2011 —



NET ODA REACHED **\$206 BILLION** IN 2022, UP 15.3% FROM 2021



MAINLY DUE TO SPENDING ON REFUGEES
IN OTHER COUNTRIES AND AID TO UKRAINE

NET ODA REACHED 0.37% OF GNI,
STILL BELOW THE TARGET OF 0.7%

2 IN **3** PEOPLE

USED THE INTERNET

IN 2022

259 MILLION MORE MALE THAN FEMALE USERS



ODA FUNDING FOR DATA



DROPPED
BY MORE THAN

20%

(2019-2020)