



# Investigate & Create



## Overview

Investigate & Create is a whole class initiative to produce a short video or poster documenting students' experiences of walking to school. This enriching project will enable students to actively investigate the walking experience at school and using survey forms note their findings.

Students then utilise their communication skills to feedback their findings to the wider class and work together to report the walk to school experience; plan the content and produce the output whether that is a video or poster collage.

## Step 1: Investigate

Students who can walk to school or park & stride on your chosen morning are given the role of investigators and use the 'investigate' survey sheet to record their findings. Depending on your class there are 2 investigator survey sheets to choose from, one for Junior Primary and one for Senior.

## Step 2: Discuss and Create

- Hold a whole class discussion about the walk to school experience.
- Together as a class decide how to present your findings. Some suggestions include to produce:
  - 'News Today' style video report;
  - Photo montage;
  - Draw maps of routes to school and what was seen.

## Share Your Work!

This project could provide a valuable insight to the walk to school experience at your school. It may identify barriers to walking or opportunities that could improve the walking environment around your school and enable more students to walk.

Showcase your findings within your school community and share with your Local Authority and Green-Schools Travel Officer. If you would like to share your work on social media, please tag us @greenschools\_travel #WalkToSchool24



# Investigate Worksheet



Score your walk from 1-5 using the table below:

ḂḂ An Taisce

Use this worksheet to record your findings

How did you **travel** to school



Walked all the way  Park & Stride

List three things you **saw** on the way to school


List three things you **heard** on the way to school


Did you **discover** anything **NEW** that you had not seen before?

--

	1	2	3	4	5	
<b>Safe Crossing</b>						<b>No Safe Crossing</b>
<b>Good Driver behaviour</b>						<b>Bad Driver behaviour</b>
<b>No Litter</b>						<b>Litter</b>
<b>Natural</b>						<b>Lots of Cars</b>

What was the **BEST** part of your walk?

--



Fill in on the emoji face how you felt after your walk .

# Create Worksheet



Work in groups to discuss findings and come up with a plan

## Main Findings (summary)

## What will we do with this information?

## What were the average scores for each category?

(Hint – add up scores for each category separately and divide by the number of students who participated)

	1	2	3	4	5	
 Safe Crossing						 No Safe Crossing
Good Driver behaviour						Bad Driver behaviour
No Litter						Litter
Natural						Lots of Cars

## Notes

