



**READ
LEARN
INSPIRE**



The worms that saved the World

This resource was created to accompany the Green-Schools Ireland Global Goals Book Club.

www.greenschoolsireland.org





Global Goal 17: Partnerships for the Goals



This resource is designed to inspire your classroom with engaging activities that support critical thinking and meaningful discussions centred around the Global Goal of 'Partnerships for the Goals'.

Age Group: Junior Infants - 1st class

Included in this resource:


- Global Goal 17 for Junior Students
- Connecting Global Goal 17 to The Worms that Saved the World Discussion Points
- 'Promise for the Planet' Activity Individual Reflection / Pledge
- Group Mural Activity
- Partnerships for the Goals colouring page by Grace Crowley from Scoil Mhairtin

Global Goals Book Club and Global Goal 17: Partnerships for the Goals

Teaching children about Global Goal 17: Partnerships for the Goals is important as it emphasises the importance of collaboration and cooperation in tackling global challenges. This goal encourages countries, organisations, and individuals to work together to achieve all the Sustainable Development Goals (SDGs).

By introducing children to this concept through stories like "The Worms That Saved the World" by Kevin Doyle and Spark Deeley, we illustrate how diverse groups can unite for a common purpose—in this case, to save their habitat. The book showcases partnerships among different species and the power of collective action, demonstrating to children that by working together, we can create positive change and protect our planet. Such stories not only inspire empathy and environmental stewardship but also promote the understanding that everyone has a role to play in achieving a sustainable future, aligned with the values promoted by our chosen books in the Global Goals Book Club.


We would love to see pictures of your bookworms artwork and creations from the activities in our Global Goals Book Club. Please email any photos to globalcitizenship@eeu.an.taisce.org



The Worms that Saved the World by Kevin Doyle and Spark Deeley

Summary of book


Their lives are turned upside down when a luxury golf course invades their headland. The worms try to negotiate but their efforts are met with insecticide. Our long, wriggly friends have had enough! They decide to take action...



The Worms That Saved The World is a fun-filled, action-packed story for children that tackles issues such as standing up for your rights, concern for the environment and justice. It follows the adventures of a rebellious group of earthworms who fight to save their home from a luxury golf course that takes over their headland.

Introduction

1. Read 'The Worms that Saved the World' if you have time in your class, alternatively read the short summary above, or [watch the read-along here](#).
2. For this month's Global Goals Book Club we are focusing on Global Goal 17: Partnerships for the Goals
3. This resource includes:
 - A support to help describe Global Goal 17 for junior classes
 - Support to help connect Global Goal 17 to the Worms that Saved the World
 - 2 activities - One individual reflection (pledge for the planet), that leads on to a group 'Earth Guardians' mural for the second activity.
 - 'Promise for the Planet' worksheet for Activity 1
 - Additional ideas to support Activity 2
 - Activity 3 - Grace Crowley Artwork Colouring Page




Global Goal 17 for Junior Classes

Global Goal 17, also known as "Partnerships for the Goals," is all about teamwork and working together to make the world a better place.

Here are some nice ideas to help explain **Global Goal 17** to junior classes:

- **Teamwork:** Global Goal 17 is like when we all hold hands and work together as a big team. Just like how we help each other in class or on the playground, people from different countries and communities help each other too, so that everyone can be happy and safe.
- **Helping Friends:** Sometimes, people need a little extra help to make things better. Global Goal 17 is about helping our friends from different places, like other countries or towns, to solve problems and make good things happen.
- **Making Big Plans:** Global Goal 17 is like making a big plan to make the world a better place. Just like how we make plans with our friends to play games or do activities, we can make plans to protect the Earth, help people in need, and make sure everyone has enough food and clean water.
- **Sharing and Caring:** Global Goal 17 is about sharing and caring for others. Just like how we share toys and snacks with our friends, countries and communities share resources and ideas to help each other out.
- **Making the World Happy:** Global Goal 17 is like a big hug for the world. It's all about making sure everyone is happy and healthy, just like how we want our friends and family to be happy and safe.


Overall, Global Goal 17 teaches us that when we work together, we can make amazing things happen and make the world a better place for everyone to live in. It's like being superheroes, but instead of capes, we wear big smiles and kind hearts!



Connecting Global Goal 17 to The Worms that Saved the World

Connection to Global Goal 17: Partnerships for the Goals

When discussing the *The Worms that Saved the World*, you can connect the story to Global Goal 17 using the following prompts:



- **Working Together:** In the story, the worms team up with their animal friends to stop something bad from happening to their home. This shows us that when we work together with our friends and neighbours, we can make big things happen, just like the worms did!
- **Helping Our Earth:** The worms in the story really care about their home, just like we care about our planet. They teach us that by working together, we can protect our Earth and make sure it stays healthy and happy for everyone.
- **Talking and Sharing:** The worms talk to other animals and tell them why it's important to keep their home safe. They show us that talking to others and sharing our ideas can help us solve big problems, like taking care of our Earth.
- **Being Friends with Everyone:** In the story, the worms make friends with lots of different animals. This reminds us that it's important to be friends with everyone, because when we all work together, we can do amazing things!
- **Taking Care of Nature:** The worms teach us that it's important to take care of nature and all the creatures that live in it. When we work together and take care of our planet, we're helping to make the world a better place for everyone.



The Worms that Saved the World

Activity 1 - Individual Pledge



Activity 1: My Promise for the Worms that Saved the World

You will need:

1. Pledge work sheet
2. Crayons, colouring pencils
3. Fun!

1. Discuss with your class why it's important to take care of our planet, reflecting back on The Worms that Saved the World (see examples below).
2. Invite the children to create a simple pledge or promise to help the Worms that Saved the World, such as "I promise to pick up litter and keep our Earth clean," or "I promise to be a good friend to animals."
3. Encourage them to decorate their pledges with drawings and invite students to share their pledges with the wider class.
4. Invite children to share their pledges with the wider class or alternatively move to the Group project in Activity 2, for further learning and collaboration
5. Display them in your classroom as a reminder of their commitment to protecting the environment and working together, aligning with Global Goal 17.
6. Please send photos of your work to shughes@eeu.antaisce.org - we would love to see your wonderful artwork!

Discussion Questions

1. What does it mean to take care of the Earth?
2. Why is it important to protect nature and animals?
3. What are some things we can do to help the Earth every day?
4. How can we save water and energy at home?
5. Why is it important to recycle? What can we recycle?
6. How can we be kind to animals and insects?
7. What do you think would happen if everyone helped take care of the Earth?
8. How does cleaning up litter help the environment?
9. What can we do to keep our air clean and healthy?
10. How can we help plants grow strong and healthy?
11. How does pollution affect the Earth and animals?
12. What are some ways we can reduce waste and use less plastic?
13. How can we protect the Earth's oceans and rivers?
14. What can we do to make our school or community a greener place?
15. How can we encourage our friends and family to help protect the Earth?
16. Why is it important to be kind to the Earth and all living things?
17. What are some things we love about nature? How can we protect those things?
18. How can we be good stewards of the Earth for future generations?
19. What does it mean to be an Earth hero? How can we all be Earth heroes?



Let's make a promise to protect our planet!



I (name) _____ promise to

everyday to keep our Earth clean and healthy.

Draw your promise to the planet below:

Signature (You!)

Signature (Teacher)



The Worms that Saved the World

Activity 2 - Group Mural



Activity 2: The Earth Guardians Mural: Our Promise to Protect

You will need:

1. Large Paper / cardboard
2. Crayons, colouring pencils, paint
3. Completed 'Promise to Protect the Planet' worksheets from Activity 1

1. Gather the children in a circle and introduce the collaborative artwork project.
2. Explain that they will work together to create a mural called "The Earth Guardians," where they will make a group promise to protect the Earth.
3. Invite students to share their individual 'Promise to Protect the Planet'. Write down their ideas on a whiteboard or large piece of paper for reference during the creation of the artwork (e.g. the general theme of each of the children's pledges).
4. Set up a large canvas or mural board in a designated area of the classroom or school.
5. Divide the canvas into sections, with each section representing a different theme or aspect that came up during the individual promise activity (e.g., plants, animals, friendship, climate change, clean water).
6. Assign groups of children to work on each section of the mural based on their sketches and interests.
7. Provide art supplies such as paint, markers, and collage materials for the children to use as they bring their designs to life.
8. Encourage collaboration and teamwork as the children work together to create a cohesive and vibrant mural.
9. Once the mural is complete, gather the children to reflect on their artwork and the promises they made to protect the Earth.
10. Lead a discussion about the importance of working together as Earth guardians and the impact they can have on the environment.
11. Ask the children to share what they learned from the project and how they can continue to make a difference in their daily lives.
12. Display the mural somewhere in your school for everyone to see.
13. By following this activity and incorporating additional ideas (see next page), you can create a collaborative artwork project that not only inspires creativity and teamwork but also reinforces the children's commitment to protecting the Earth as responsible global citizens.

The Worms that Saved the World

Activity 2 - Group Mural

Activity 2: The Earth Guardians Mural: Our Promise to Protect

Additional Ideas

1. Incorporate recycled materials into the mural to promote sustainability and eco-friendly practices.
2. Invite parents or community members to join the children in creating the mural, promoting a sense of community involvement and support for environmental conservation.
3. Consider adding interactive elements to the mural, such as movable pieces or hidden messages, to engage viewers and encourage exploration.
4. Encourage children to write their promises or messages of inspiration directly onto the mural using markers or paint pens.
5. Take photos or videos throughout the project to document the children's creative process and showcase their artwork to a wider audience.



Please send photos of your work to shughes@eeu.antaisce.org - we would love to see your wonderful artwork!




Activity 3 - Partnerships for the Goals Colouring Page

Artist and Global Citizen Grace Crowley from Scoil Mháirtín created her vision of Global Goal 17 - 'Partnerships for the Goals' for your students to colour in!



Watch Grace explain the meaning behind the artwork here.



Print and colour Grace's artwork (next page) to display in your classroom as a message of positivity and friendship



Isn't it a beautiful image of friendship, solidarity and working together towards a brighter future? The full image for printing can be found on the next page.

Please send photos of your work to shughes@eeu.antaisce.org - we would love to see your wonderful artwork!

