

Last Stop on Market Street by Matt de la Peña

Let's Build a Sustainable City! Activity Sheet

GLOBAL GOALS
BOOK CLUB



Part 1: Learning about Sustainable Cities & Communities

i) What makes something sustainable?

Brainstorm what it means to be sustainable and unsustainable. Then think about actions that could be sorted as sustainable or unsustainable. For each action try to think about it on a community scale. For example, if one action is to take the bus, a community-wide action could be having more public transport or have it more frequent. Do the same for the unsustainable side but think about solutions! Once you have some community wide actions, learn more about sustainable communities by watching the video below.

What does it mean to be <u>sustainable</u> ?	What does it mean to be <u>unsustainable</u> ?
Action: Community wide:	Action and solution: Community wide solution:
Action: Community wide:	Action and solution: Community wide solution:

ii) Watch [Sustainable Cities & Communities](#)

Now that you've learned about unsustainable and sustainable cities and communities let's get thinking about creating your own!



Part 2: Create your own community

- Colour and cut out all pieces (front, middle, back) on Activity Sheet pages.
- If features of a sustainable city were thought of but are not seen in the sustainable draw those features in.
- Follow directions to construct 3D cities, if having difficulties watch construction video found [here](#).






Last Stop on Market Street by Matt de la Peña


Let's Build a Sustainable City! Activity Sheet

1. Colour and cut out all pieces of the city.
2. Sort pieces into two cities, one unsustainable and another sustainable.
hint: think about what you saw in the video!
3. Fold the tabs on the **front** and **middle** pieces. Then attach the tabs of the **middle** piece to the blank side of the **back** piece. Then do the same with the **front** piece.
4. When both **back** pieces have a **front** and **middle** attached then attach the blank sides of the two **back** pieces together.

Front



Front



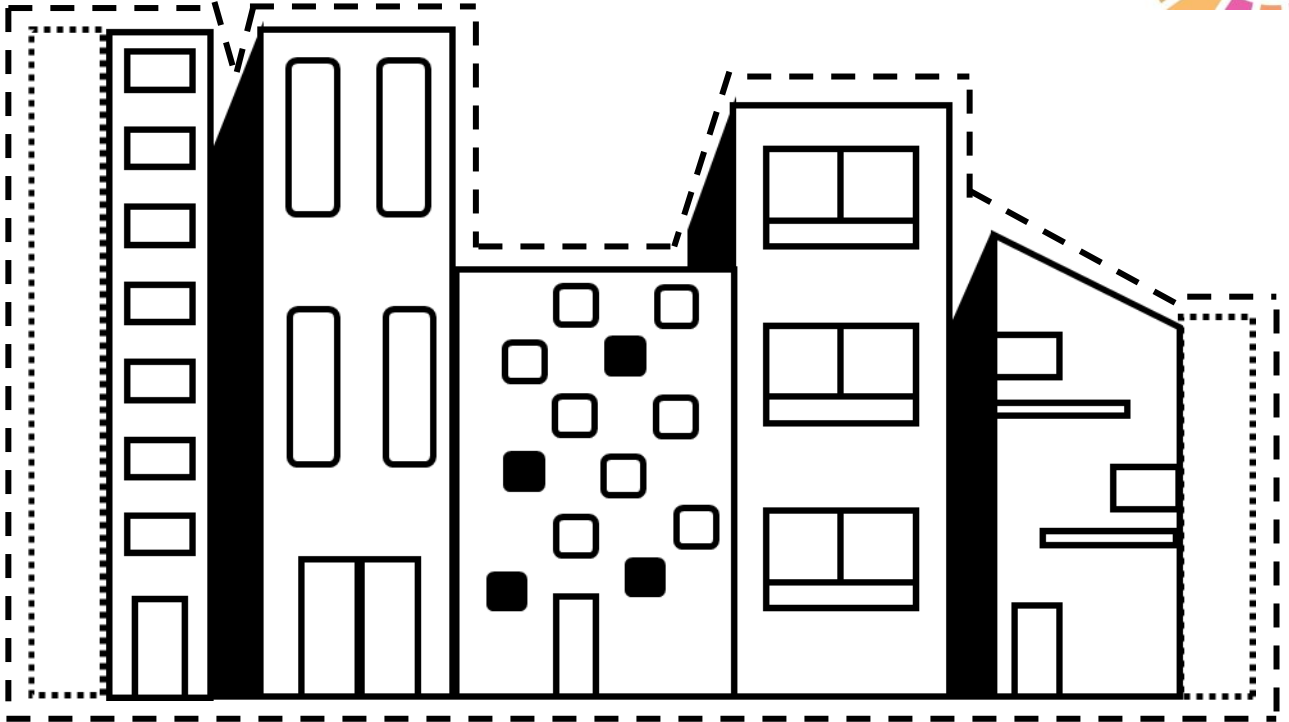
Last Stop on Market Street by Matt de la Peña

Let's Build a Sustainable City! Activity Sheet


GLOBAL GOALS
BOOK CLUB



Middle



Middle




Last Stop on Market Street by Matt de la Peña

Let's Build a Sustainable City! Activity Sheet

Back

GLOBAL GOALS
BOOK CLUB



Last Stop on Market Street by Matt de la Peña

Let's Build a Sustainable City! Activity Sheet

GLOBAL GOALS
BOOK CLUB



Back

