

# LEAF Activity




FÁINNE ÉAN



LEARNING  
ABOUT  
FORESTS



## Materials

-  A 40cm piece of floral wire
-  String
-  Leftovers from lunch such as apples, bread, hard cheese and raisins

1

Chop up the food to put on your fáinne éan into chunks.

2

Carefully thread each piece on to the floral wire leaving about 4cm at either end.

3

Thread the string through the hole in the apple and tie to the longer stick.

4

Tie the string to a tree and wait for bird action.