



Lesson Plan Title: **Environmental Cards**

Concept / Topic to Teach: Water and How we need it for Everything

Target audience: Primary school students: Infants up to 4th/5th Class

General Goal(s): Water Awareness

Specific Objectives:

- To give the children the opportunity to do something hands and create something they can bring home if they so wish.
- To consolidate the message of water conservation and clean water.
- Gives an opportunity to see how each child has picked up on the theme of water conservation and also on the issue of clean water.

Seven Step Link: Informing & Involving



Required Materials:

List of water Slogans – see examples at end

Blank cards & envelopes (Various colours)

Stamps (eg. Flowers, fish, trees etc)


Ink Pads

Example cards (also handy, but not 100 % necessary)



Preparation Level : Low

Students' pre-requisite knowledge and skills: Suitable for all, for infants, you could suggest a single words e.g 'Water' to write on their cards.



Seamus " Don't Waste water. Save it every day. Don't leave the tap on, or else it will get swept away"

Anticipatory Set (Lead-In): I would say 'we're going to do something fun & make something' and ask; Do you like making cards? We're going to make cards with a message on them. You could show a sample at this point .

Step-By-Step Procedures: List, in order, step-by-step instructions for how to conduct the lesson.

Indicate that you have cards for everyone, in different colours, and that you are going to give everyone a card, and then go around with different stamps for everyone, flower, fish, tree, etc etc.

Everyone will get one stamp first of all, and that you can go around after that and give more stamps to everyone. (They tend to like a few!!)

Ask the class to remind you to give out the envelopes at the end!

Go around and comment on what they are drawing, colouring, and writing





Closure: Comment on the cards they have made and highlight some of the slogans/sentences/words they used. Sum up on the importance of not wasting water.

Adaptations for students with learning difficulties:


The Class SNA, will help the child under their supervision.

Extensions (for gifted students)

You can suggest that they decorate their envelope.

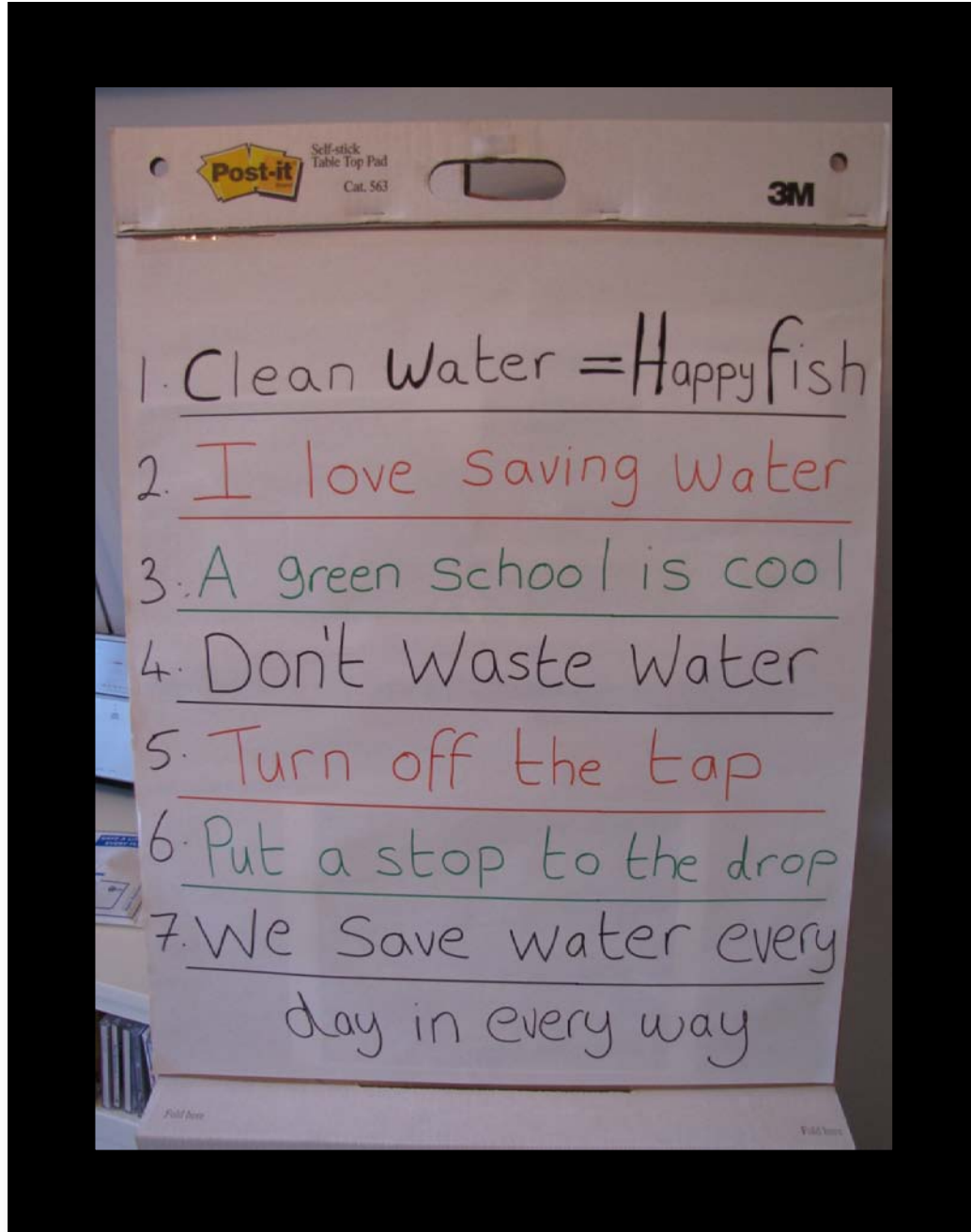
Links to other subjects

Links to art and creative writing





SAMPLE SLOGANS



Alternatively; children could also use their Green Code(s)