



Marine Themed Arts and Crafts!

Age Group: Junior and Senior Primary



Draw Along Shark

What material do you need:

- Paper
- A pencil (pencil sharpener)
- Colour's: coloured pencils, markers, crayons or paints.
- If using paint, you will need brushes, water and newspaper (to stop the mess)




What do you do then?


- Simple draw along with the pictures below
- Remember to use the full page



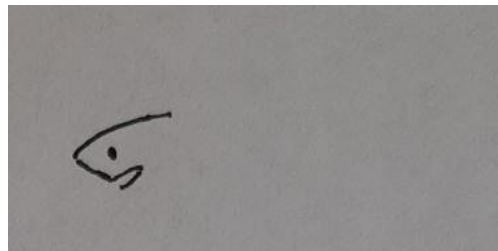
Starting with the eye, about quarter the way in on the left of the page




Above the eye we start the top of the nose




Below the eye we start the bottom of the nose




Below the eye is where we start the mouth




Following on from the mouth we extend the body




On the lower body we draw our 1st trunk fin




On the upper body we draw our dorsal fin




From the dorsal fin we continue on the body




From the trunk fin we continue on the body




On the top of the body we have 1 small fin and 2 on the bottom



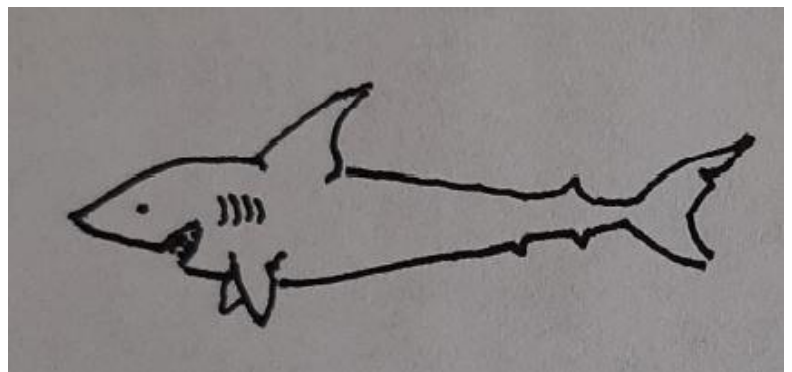
Finally we add a tail fin, 1 little v notch in the tail fin and's character



Now we can add lots of teeth and 4-5 lines for Gills



One last thing is adding a small fin beside the trunk fin like this.



If you want / need more instruction you can Draw along with Rob in a handy tutorial video:



Marine Themed Arts and Crafts!

Age Group: Junior and Senior Primary



Enjoy colouring in your pictures !!

Share your Drawings
with us online
use **#marineweek21**
tag **@greenschoolsire**
to be in with a chance to win prizes

Any pictures tagged may be uploaded to Green-Schools social media, including YouTube for the purposes of promoting Marine Week and for ongoing promotion of the GS programme.

Thank you
for Drawing Along
with
Green Schools



An Roinn Tithíochta,
Rialtais Áitiúil agus Oidhreachta
Department of Housing,
Local Government and Heritage