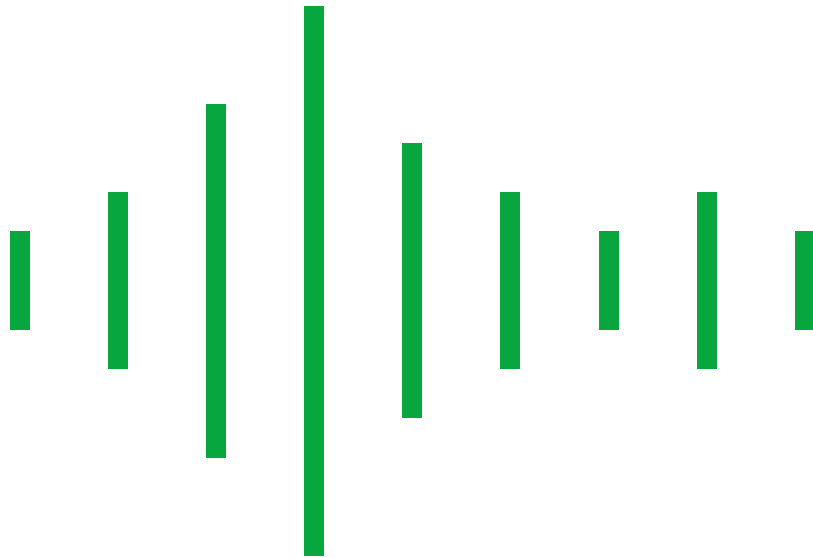


Adventures with Sounds

Green-Schools Travel



www.greenschoolsireland.org

Listen to the world around you

Green-Schools Travel



Sit outside and listen carefully for 1 **minute** and make a note of what you hear. You can use this worksheet to complete this activity or just make a list on a piece of paper.

Which sound is the most common? Which one is the loudest?




Aeroplane



Bee



Bicycle



Bird



Car



Dog



Footsteps



Wind



Lorry/Truck



People talking



Tractor



I don't know

Did you hear anything else?

Idea: It might be a good idea to record what you hear on a phone device and play it back to make sure you heard everything.

Listen to the world around you

Green-Schools Travel



Follow on activity (Senior Primary)

Do you know people in different places or countries? Why not invite them to send you a 1 minute recording of what they hear in their world.



What places or countries did you receive recordings from? List them and mark them on the map

Did you hear anything different to what you recorded in your world?

Create a Sound Map

Green-Schools Travel

Create a simple map of what you hear around you and where these sounds come from. If you have access to a voice recorder on a phone device, record while you are drawing your sound map and listen back to make sure that you captured everything.

Materials

- Piece of cardboard or the back of used paper or your copybook
- Something to write with (pencils or markers)
- Voice recorder on a phone device (optional)

Activity

- Pick a spot outside
- Mark yourself in the middle of the cardboard/paper (your sound map)
- Sit very still and listen for **5 minutes** to the sounds around you
- Draw or write the sounds that you can hear and where they are coming from



Sound map example

Ideas

- Some sounds will be louder than others. You can demonstrate this in your sound map by making the text or drawing bigger (see examples above).
- People hear sounds differently so you could invite your siblings or parents to do the activity at the same time— did they hear the same things?
- Why not try this activity in different places or times during the day.

Reading your Sound Map

Green-Schools Travel

Every place sounds different. What does your sound map tell you about your local environment?

Describe your sound map in your own words. For example:



My sound map shows that there is a farm behind my house and a road in front of my house. I heard people talking and a car passing by. The car was the loudest sound and the bicycle was very quiet, much quieter than the car and the tractor. Bird song was the most common sound in my sound map...they were everywhere.

Describe your sound map

Which sounds were natural?

Which sounds were manmade?

Which sound was the loudest?

Which sound was the most common?

Sound Map Game

Green-Schools Travel



About this game

Knowing where a sound is coming from is a very important road safety skill when you are out walking. This game is similar to sound-mapping in that you have to identify where a sound is coming from. It is also a little like the 'blind-mans' buff game but instead of trying to catch someone you are trying to catch where their sound is coming from.

How many players?

This game can be played with two or more players (as a class activity or at home in your garden)

How to play?

- Blindfold one person (the 'Wolf')
- Other players stand in different locations around the 'wolf' (near or far)
- Players take turns to clap their hands or make a sound (jump/play music) and the 'Wolf' must guess where they think the sound is coming from.



Fantastic Fact

Did you know that wolves can hear up to 10 kilometres in the forest and up to 16 kilometres in the wide open. Imagine how noise pollution from transportation must be like for a wolf or a dog!!.

Create a Sound -Footprint

Green-Schools Travel



Think about, create and record a 'Sound-Footprint' consisting of four sounds that relate specifically to human movement. If you completed the 'Listen to the world around you' exercise already you can start at part b) of this activity.

Materials

- A phone with a voice recorder
- Adult supervision (depending on age profile)

Activity

- a) Find a spot outside, stand still and listen. Using the voice recorder app on a phone device [record what you hear for 1 minute](#). You might hear the following sounds:



Bees buzzing



Birds singing



A lawnmower



A car passing

- b) Now think of the sounds you make when you move:
- *How do you usually travel? Do you walk, cycle, scoot or do you take the car?*
 - *What is your favourite activity? Do you run, skip, jump, play ball?*

For this activity you are asked to:

- [Identify four unique sounds](#) that relate to human movement
- [Place them in order](#) (i.e. 1,2,3,4)
- [Record them](#) on a phone device in [one recording](#).

**Some ideas are provided in the accompanying sheet.*

- c) Compare your recording from activity a) and b). What is the difference?

Create a Sound Footprint

Green-Schools Travel



An example of four sounds that relate specifically to human movement could be a skateboard rolling, footsteps, a bicycle or scooter bell and a bicycle wheel turning.



We all travel differently, some of us might walk to school others might take the car. Our sound-footprints are unique to us and depend on how we choose to travel. Here are some more simple ideas for your sound-footprint:

- Why not record the sound of footsteps on different surfaces like gravel or concrete. You could try recording different types of shoes on similar surfaces to see if they sound different.
- What do different parts of the bicycle sound like? For example the bell, a wheel turning or brakes being pulled
- Read '[That's the sound the streets make](#)' written by Danny Katz for more ideas about sounds from how we travel/move.



Remember

This activity requires you to record these sounds in one recording so plan ahead

Be creative, plan your sounds and have fun!!!

Create a Sound Pattern

Green-Schools Travel



Create a 'Sound Pattern' and record what you create

Materials

- Use the sounds you created for your 'Sound-Footprint'. *If you haven't done this activity all you have to do is Identify four sounds that relate to human movement, for example*



- A phone device with a voice recorder
- Adult supervision (depending on age profile)

Activity


- a) Place your 'four' human movement sounds in a different order and record them on a phone device and listen to them afterwards. Try a variety of different orders and see what they sound like together. **Remember you must record them all in one go so plan ahead.**

Example



- B) Make a sound pattern with your sounds by mixing up the order and repeating some of the sounds. Record your pattern on a phone device and listen to what you created.

Example



We hope you have lots of fun with this activity



Now that you have completed all of the activities, it is time to reflect.....

Which activity did you like the most and why?

Which activity made you think differently about the world around you and why?

In your opinion, does the way we move affect the natural environment?

Noise pollution and travel choices

There are lots of way to travel to school from walking, cycling or travelling by car. Each of these modes make a different sound. In your opinion, which mode of transport makes the most noise? Using the table below, order the modes of transport from the loudest (6) to the quietest (1)

Mode of Transport	Order (1-6)
Walking to School	
Travelling by Car	
Travelling by Scooter	
Travelling by Bus	
Cycling to School	
Park & Stride	