


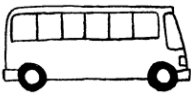








Green-Schools Traffic Count Survey

School Name: _____

Date: _____ Time: _____ to: _____

Traffic type	Number of people travelling in vehicle		
	1	2	3 or more
 Cars			
 Lorries/Trucks			
 Vans			
 Buses			
 Motorbikes			
 Farm vehicles			
 Bicycles			
 On foot			
Other :			