

Water Activities and Lesson Ideas



Loreto
Primary
School
Grange Road



WATER WEDNESDAY 8th March 2017



Our School Motto:

“Play your part, be water smart!”

Teachers,

- Find enclosed a variety of water themed ideas. Please refer to and adapt as you wish.
- Please take photographs of any activities, artwork, etc as part of your Water Wednesday.



Thank you for your cooperation!

Aoife, Dawn & the Green School Committee ☺

Water Activities and Lesson Ideas

Junior and Senior Infants



Activity:	Subject Areas:	Strand and Strand Units:
<ul style="list-style-type: none"> Introduction to floating and sinking <p>The children will investigate forces that act on materials by seeing whether they float or sink (Children can be encouraged to guess first)</p> <p>This can be done as a whole class activity if children sit near the front of the classroom and the teacher uses a large clear container. Children can discuss why they think certain objects floated. They can then sort objects based on this topic</p>	Science	Energy and Forces- Forces
<ul style="list-style-type: none"> Creating fish for a classroom underwater display <p>For this activity each child will need a CD. The shiny side will face each child. If able to cut out shapes, they can attempt to cut on the tail and fins, these can be decorated. The can then use glue to stick an eye on their fish and decorate it whatever way they like</p>  <p>Alternatively they can use plates to create different fish effects</p> 	Visual Arts	Construction- Making constructions

Water Activities and Lesson Ideas

This design uses a similar design as the above fish outline however uses bun cases to decorate.



A jellyfish can be made instead or as well as the fish. These require paper plates and crepe paper.



- **Reading the story "Sharing a Shell"**

This story is about sea creatures who are learning how to share with each other
(The reading of the book is on Youtube)
The children can try to identify rhyming words in the story.
There can be a discussion on why sharing is kind and the class can complete a sharing activity

English

Emotional and Imaginative Development through Language- Reading and Oral Language

- **Why do we need water**

Introduce children to the idea that we use water every day and that we need it to live. Ask the children for ideas about when we use water (to drink, to wash ourselves, to brush our teeth etc.)
The lesson can then involve the child looking at an image of the kitchen and identifying anything they can see which uses water

SPHE

Myself- Taking care of my body

- **An Aimsir**


Beidh na páistí ag foghlaim na focail ag baint leis an aimsir
"Ag cur báistí"
"Ag cur sneachta"
"Tá sé fuar"
"Tá sé te"
"Tá sé grianmhar"

Gaeilge

Ag úsáid teanga
Ag cothú spéise

The teacher can introduce different types of éadaí for the



Water Activities and Lesson Ideas

different types of weather.		
<ul style="list-style-type: none"> The weather <p>The children will learn about different types of weather including rain</p> <p>The teacher will show the children a clip of a weather forecast</p> <p>The teacher will tell the children that she is going on holidays to somewhere that the weather is _____. The children will help pack the right clothes (eg. Suncream, sun hat, t-shirt if somewhere sunny)</p>	Geography	Natural Environments
<ul style="list-style-type: none"> Water themed play activities <p>Play activities for this week could be based around the theme of water</p> <p>Messy play: The children can engage in supervised water play</p> <p>Role play: The children can pretend they are sailors on board a ship</p> <p>Small world play: Using small figures and items such as sand and cloth, a beach or underwater space could be created</p>	Play	<p>Aistear</p> 
Block play: Using blocks or Lego and a blue cloth to represent a river the children could try to build houses beside but not in the river or try to build boats or bridges		

First and Second Class

Activity:	Subject Areas:	Strand and Strand Units:
<ul style="list-style-type: none"> Underwater crayon wax resist <p>Using crayons the children will draw and underwater scene (they can draw colourful fish, seaweed, sand, different types of shells, bubbles, scuba divers. When ready they will use diluted blue paint and a large brush to paint over their</p>	Visual Arts	Paint and Colour- Painting Drawing- Making drawings

Water Activities and Lesson Ideas

<p>picture. Newspaper will be pressed onto their page to soak up the excess water and they should be left with a totally blue background</p> <ul style="list-style-type: none"> • Filter paper aliens <p>The children will cut out the shape they would like their alien to be. Now they will colour in their alien using markers and ink. Water will be sprayed and the ink will run The children can cut out and stick on shapes for the eyes and mouth</p> 		
<ul style="list-style-type: none"> • Waterproof Materials <p>The children can learn about waterproof and non-waterproof materials (plastics, paper, cardboard, glass etc.)</p> <p><i>Look up Primary Science website for activity ideas</i></p> <ul style="list-style-type: none"> • Floating and sinking <p>The children can be reminded that certain objects float and others sink. They can examine boat and ship designs today and discuss why they float even though they are very heavy They can create their own boats and use peas to test which boat has the best design (you'll need basins for each group or a large clear container for the class)</p> <ul style="list-style-type: none"> • Growing cress seeds <p>The class could attempt to grow cress seeds to show that all plants need water. One plant will act as the control which will not be given any water. The children can note any sign of growth among the seeds over a period of time</p>	<p>Science</p> 	<p>Materials -Properties and characteristic of materials</p> <p>- Materials and change</p> <p>Forces</p> <p>Living things- plant and animal life</p>
<ul style="list-style-type: none"> • Capacity <p>Introduction to capacity. Ask children to identify as many different containers as they can Show that just because a container is taller doesn't mean it</p>	<p>Maths</p>	<p>Measures- capacity</p>


Water Activities and Lesson Ideas

has a larger capacity than a flatter container Using food dye in the water the children could create their own potions while write down the recipe		
<ul style="list-style-type: none"> Water Safety <p>The IWS website can be used for this lesson to teach the children how to be safe with water.</p> <p>-at home -at the beach -at the swimming pool</p> <p>Website has different posters, quizzes and videos</p> <p>The children in pairs could be asked to design a poster that could be used to teach people about how to be safe around water</p>	SPHE	<p>Myself- Safety and protection</p> <p>Myself and others</p>
<ul style="list-style-type: none"> The Story of Creation <p>(Grow in Love First Class)</p> <p>The teacher can tell the children the story of how God create the world including the seas, rivers and lakes which give us water. The children can discuss why we need water and what the world would be like if God did not create the seas, rivers and lakes (There would be no fish, we wouldn't go swimming in the sea, there would be no boats) At the end of the lesson the children can draw a picture of the beautiful world God created or write a prayer to God to thank Him for creating the world</p>	RE	Creation- God made the world
<ul style="list-style-type: none"> Caitheamh Aimsire (Ag dul ag snámh) <p>The teacher will introduce new vocabulary about going swimming (culaith snámha, hata, linn snámha etc.)</p> <p>The children can be given a picture and they can label it with the new words that they have learned</p>	Gaeilge	<p>Ag úsáid teanga</p> <p>Scríbhneoireacht</p>
<ul style="list-style-type: none"> Poetry <p>The children can try to write an acrostic poem about water</p>	English	Receptiveness to language- Writing creating and fostering the impulse to write
<ul style="list-style-type: none"> Water transport <p>The children can look at different modes of transport the use water (yachts, kayaks, barges, ferries, fishing boats, house boats etc.)</p> <p>The lesson could also look at transport used that runs on steam power (Steam engine trains)</p>	Geography	Human environments- Living in the Local Community
<ul style="list-style-type: none"> Story of how explorers discovered new lands <p>The topic of exploration could be introduced to the children by telling them a simple version of how Columbus discovered America or Magellan sailed around the world. The story should emphasise how long the sailors would have been on the ships and how they might have gotten sick or wanted to go home. Also how scary and exciting it would have been for them to being going places no one else had gone before.</p> <p>This could be integrated with drama by using role play or teacher in role</p>	<p>History</p> <p>Drama</p>	Story- Stories



Water Activities and Lesson Ideas

<ul style="list-style-type: none"> Water based songs <p>Teach the children the actions to go with the song "Rock the Boat"</p>	Music	Song singing
--	-------	--------------

Third and Fourth Class

Activity:	Subject Areas:	Strand and Strand Units:
<ul style="list-style-type: none"> Chromatography <p>Equipment needed: Filter paper, markers and different pens, beakers/ cups, water</p> <p>The children will put a dot of ink in the centre of the filter paper. They will then dip the end of the paper into water and watch as the water slowly travels up the paper and separates the ink into its different colours</p>  <ul style="list-style-type: none"> Making a bridge <p>http://www.primaryscience.ie/media/pdfs/col/design_a_bridge.pdf</p> <p>Really good activity however you will need paper and lots of coins/ counters</p> <ul style="list-style-type: none"> Growing cress seeds <p>The class could attempt to grow cress seeds to show that all plants need water. One plant will act as the control which will not be given any water. The children can note any sign of growth among the seeds over a period of time</p> <ul style="list-style-type: none"> Solubility <p>The children could test a number of substances (salt, sugar, sand, gravel etc.) for solubility by placing them in water and checking to see if the substances dissolve or remain in the water</p> <p>If the class can move on, they could check to see if the temperature of the water has any affect on the different substances dissolving</p> <ul style="list-style-type: none"> Amphibians <p>The children could learn about amphibians and the life cycle of a</p>	Science	<p>Living things- Plant and animal life</p> <p>Forces</p> <p>Materials</p>

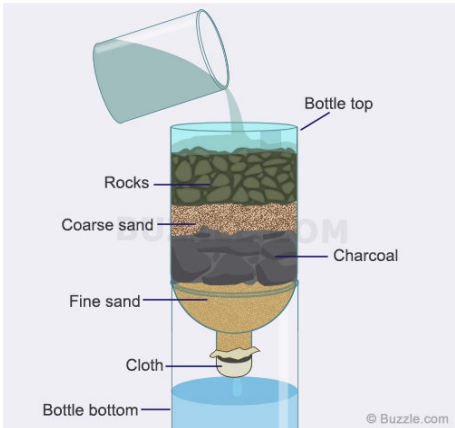
Water Activities and Lesson Ideas

frog		
<ul style="list-style-type: none"> Capacity <p>The children will revise what they already know about capacity. They will explore litres and millilitres. They can make their own 'super drink' using different liquids and writing down the recipe (eg. Apple juice, 7up, water, white lemonade, fizzy water)</p>	Maths	Measures- capacity Number
<ul style="list-style-type: none"> Pointillism sea scene <p>The children will be asked to draw their own sea scene. (They can draw any type of fish or sea creature, sea weed, shells etc.) These lines should be visible enough to ensure the children can see the outline of the shapes.</p> <p>Now using cotton swabs they will use the pointillism technique to complete their picture. (the bottom of paint brushes can be used for this also)</p> <p>The following are some examples of what they can produce:</p>	Visual Arts	Paint and Colour - Painting Drawing - Making drawings
		
<ul style="list-style-type: none"> Water Safety <p>The IWS website can be used for this lesson to teach the children how to be safe with water.</p> <ul style="list-style-type: none"> -at home -at the beach -at the swimming pool <p>Website has different posters, quizzes and videos</p> <ul style="list-style-type: none"> Saving Water <p>The class will discuss ways in which we might waste water in our daily lives. The children could be given the task to design A4 sized signs that could be placed around the school to encourage people not to waste water (The best signs could be laminated and placed in areas of the school where water is used)</p>	SPHE	Myself- Safety and protection Myself and the Wider World
<ul style="list-style-type: none"> Story of Jesus turning the water into wine Story of Moses parting the Red sea to bring the slaves out of Egypt 	RE	Jesus- Miracles Story- Stories from the Old Testament
<ul style="list-style-type: none"> The Water Cycle <p>The children can be introduced to the water cycle. The water song can be played for the children.</p> <ul style="list-style-type: none"> Habitats (water) <p>The children could explore different types of habitats found near</p>	Geography	Natural environments- The local natural environment

Water Activities and Lesson Ideas

water They could also discuss the difference between salt water and fresh water and what types of fish and mammals they would find at each type		
<ul style="list-style-type: none"> Laethanta Saoire (ag dul go dtí an trá) The children could learn the vocabulary associated with going to the beach (trá, farraige, gainneamh, scáth gréine, uachtar gréine) 	Gaeilge	Ag úsáid teanga
<ul style="list-style-type: none"> Egyptians (The River Nile) The children will hear stories of the people in ancient Egypt and why they settled at the River Nile 	History	Story- Stories

Fifth and Sixth Class

Activity:	Subject Areas:	Strand and Strand Units:
<ul style="list-style-type: none"> Create and use a water filter The children can work in groups for this activity. Teacher will need to have one large empty plastic bottle for each group. Other items needed include water (add dirt to make in unclean), sand/gravel, small pebbles. The children will construct the filter according to the instructions and will examine the water when it passes through the filter to see if it has been filtered. (The water may need to be filtered more than once so the water filters can be left and checked at points throughout the day/week)  <ul style="list-style-type: none"> Making a bridge http://www.primaryscience.ie/media/pdfs/col/design_a_bridge.pdf Really good activity however you will need paper and lots of coins/ counters States of matter (Solids, liquids and gasses) The children will be told that water doesn't always look like it does when it comes out of the tap. The teacher will introduce ice and steam to show the different states that water can exist in 	Science	<p>Environmental Awareness and Care- Science and the environment</p> <p>Materials</p> <p>Forces</p>

Water Activities and Lesson Ideas

<ul style="list-style-type: none"> • Density <p>The teacher will introduce the concept of density to the children. She can use the idea of floating and sinking to reinforce the concept</p> <p>The teacher can place water in a clear container with water (possibly coloured and the children will note what they observe)</p>		
<ul style="list-style-type: none"> • Global Issues (poverty) <p>The children will learn that not all people live and experience the same quality of lives as we have in Ireland</p> <p>They can learn about what happens when people have no access to clean water or not enough water to water their crops and feed their animals</p> <ul style="list-style-type: none"> • Renewable energy <p>The children could learn about different ways to make electricity which doesn't damage the environment (focusing on hydro-electricity)</p>	Geography SPHE	Environmental awareness and care- Caring for my locality
<ul style="list-style-type: none"> • Capacity • Data gathering <p>The children could be split into groups and could be asked to gather information from different classes about water consumption (eg. They could ask children to name times they use water during the day)</p> <p>Information gathered could be used to create visual bar charts, pie charts and trend graphs so the school can see how much water is used at home and in school</p>	Maths	Measures- Capacity Data
<ul style="list-style-type: none"> • Water treatment <p>The teacher will discuss the process by which water is treated before being safe to drink (it is filtered, fluoride is added etc.)</p> <p>The teacher will now look at different ways which water is polluted by humans. The children will discuss ways to prevent this pollution taking place</p>	Science SPHE	Materials Myself and the wider world
<ul style="list-style-type: none"> • Water used by people of different faiths <p>The children can explore how water is used by different faiths.</p> <p>For example water is important for Catholics when being baptised.</p> <p>For Muslims, water is important when washing their face, hands and feet (Wudu) before entering the Mosque.</p> <p>For Hindus, the water of the River Ganges is considered sacred and people try to visit this river on pilgrimage</p>	RE	World Religions
<ul style="list-style-type: none"> • Water in the media <p>The teacher could read the children simple articles from newspapers about the water meters in Ireland. She could show clips from the news also. The children will discuss why the meters were introduced and whether they are a good</p>	English SPHE	Competence and confidence in using language- Oral language: developing competence

Water Activities and Lesson Ideas

<p>idea or bad idea. (Will they encourage people to reduce water consumption or are they a waste of money) The class could split in half and have a quick debate eg. "Water meters are unfair and will make no difference in Ireland"</p> <ul style="list-style-type: none"> • Haiku Writing The children could be introduced to the format of a haiku poem (usually written about nature) Syllables- 5,7,5 		<p>and confidence in using oral language</p> <p>Myself and the Wider World- Media education</p> <p>Written language</p>
<ul style="list-style-type: none"> • Scéal: An Bradán Feasa • Or the Children of Lír as Gaeilge 	Gaeilge	<p>Leitheóireacht</p> <p>Ag tuiscint teanga</p>
<ul style="list-style-type: none"> • Water Paints The children can experiment with using water colour paints to create a landscape image 	Visual Arts	Paint and colour- Painting

Useful Websites:

- <https://greenschoolsireland.org/resources/> (resources under water theme)
 - Follow Steps: Resources – Water – Primary – Curriculum Work
- www.water.ie (tips about how to save water)
- www.unesco.org (resources about caring for the environment)
- www.irishlifeboats.ie (How to be safe on the water)
- www.iws.ie (great site with posters, videos and games about water safety)
- www.met.ie (how to get a weather forecast and find out about water conditions)
- www.primaryscience.ie (experiment and activity ideas)
- www.fcwa.org (facts about water)

Water Activities and Lesson Ideas

Youtube:

Various clips are linked below. The links can be accessed from the email version of this document. Teachers should use their own discretion on the suitability of water related clips.

Junior Classes

Wonder Grove Kids channel – various environmental clips

<https://www.youtube.com/watch?v=rI0YiZjTqpw>

Come Outside – Water: <https://www.youtube.com/watch?v=m-WxDQs7hpc>

Come Outside – Sewage: <https://www.youtube.com/watch?v=L6cvtGLglZY>

Come Outside – Fish: <https://www.youtube.com/watch?v=IZmkh7KXz2Y>

Water Cycle Song: <https://www.youtube.com/watch?v=TWb4KlM2vts>

Water Cycle: <https://www.youtube.com/watch?v=s0bS-SBAGJI>

Senior Classes

Something Fishy: Water Cycle / Water Conservation – Senior Classes

<https://www.youtube.com/watch?v=TTkFHO2-isc>

United Nations-Global Goal 6 explained: <https://www.youtube.com/watch?v=LCKsU4bPFOQ>

Drinking Water: <https://www.youtube.com/watch?v=FFhrwmy6Yb0>

Water Cycle: <https://www.youtube.com/watch?v=U80LVjVX75k>

Optional Activities:

- Tooth brushing experiment – demonstrating the wasteful use of water (will be carried out with the Green School Committee)
- Examine the school garden. Examine everything that is growing and the children should be aware that this growth is only possible thanks to water
- Children could learn the numbers of the emergency services (999/ 112) and the 5 different services available (focusing on the coast guard)
- Field trip to a local park to study a river. Children could examine the area around the river for rubbish to determine whether it may become polluted
- Children could also study the area around the river for any signs of wildlife (fish, ducks, swans, tadpoles, frogs and frog spawn, insects)
- As part of Golden Time for junior classes, a film being watched could be water based (The Little Mermaid, Shark Tale, Finding Nemo, The Spongebob Movie)