



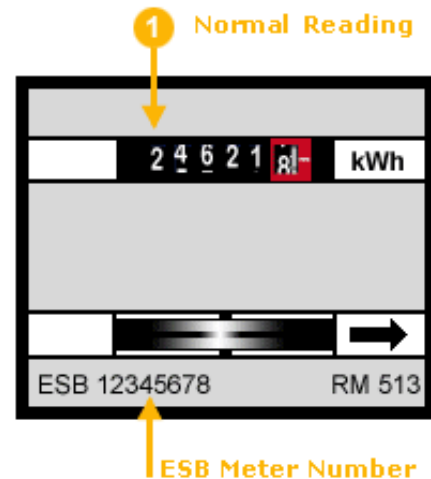
Reading Your Energy Meters

Electricity

1. Revolving Disc Meter

The revolving disc meter is the most common meter type for domestic buildings. It has a revolving disc and one or two rows of numbers. To read your revolving dial meter:

- Note the number from left to right.
- Ignore any figures in red or any figures surrounded by a red box.



2. Standard meter

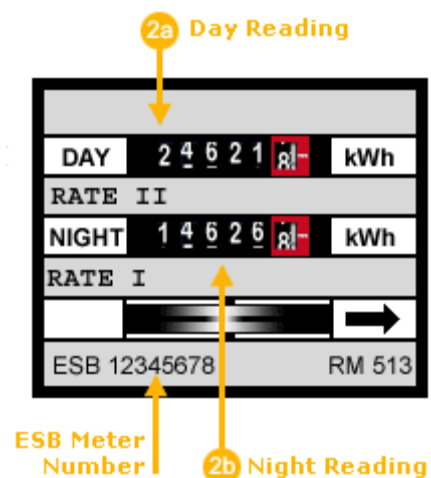
Records your electricity usage on a single register. If you are on an Urban 24 Hour or Rural 24 Hour tariff, you will probably have this kind of meter. If you have night storage heaters, you will have two of these meters.

3. Day and night meter

Records your day and night time electricity usage. These meters may have numbers 1 and 2 or the roman numerals I and II beside each register.

On all ESB meters, I refers to Night and II refers to Day.

If you are on an Urban Nightsaver or Rural Nightsaver tariff, it is likely you will have this type of meter.



4. Electronic meter

Electronic meters are now being installed in some homes. They have scrolling electronic displays which show a number of different meter readings.

Take your reading from the appropriate screen depending on your tariff.



Note numbers from left to right. Ignore any figures to the right of the decimal place.

Gas

Meters can be one of two types, **Dial Card Meter** or **Digital Meter**.







1. Dial Card Meter (Type A)

If your meter displays a series of dials (clocks), like the diagram below, the four small dials at the bottom should be read from left to right.

- The position of the pointer on the dial indicates what the reading should be.
- If the pointer is between two figures, use the lower figure, e.g. if it is between 7 and 8, use 7.

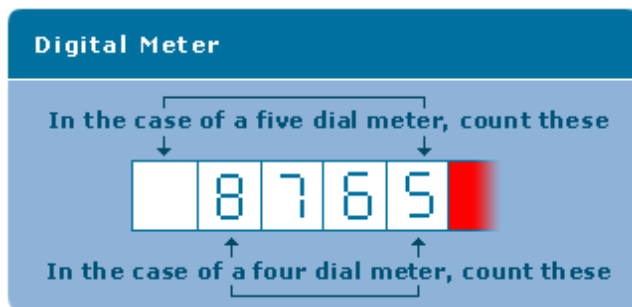
However, if the pointer is between 9 and 0, use 9.

The reading on the Type A meter in this example is **8692**.

Dial Card Meter				
Each Division	Cubic feet:		Each division: 10	
				
	100,000	10,000	1,000	100
Per Revolution				
	1000,000	100,000	10,000	1,000

2. Digital Meter (Type B)

If your meter has direct reading digits, like the diagram below, read the figures as they are shown.



Place the numbers in the corresponding squares.

- Do not include digits in the red area.

The reading on Type B meter in this example is **8765**.

For more information:

- www.energycustomers.ie
- www.electricireland.ie
- www.airtricity.com
- www.bordgais.ie
- www.energia.ie
- www.flogasnaturalgas.ie
- www.vayu.ie